



**THE MSUNDUZI MUNICIPALITY  
DRAFT  
REGISTER OF TARIFFS AND CHARGES  
2026/2027**  
(Inclusive of the Rate Randages)

# CONTENTS

DEPARTMENT	TARIFFS	NO
BUDGET & TREASURY OFFICE	Rates	3
BUDGET & TREASURY OFFICE	Municipal Services Deposit	5
BUDGET & TREASURY OFFICE	Tender Documents Deposit	6
BUDGET & TREASURY OFFICE	Valuations	7
COMMUNITY SERVICES	Refuse Removal	8
COMMUNITY SERVICES	Landfill Site	13
COMMUNITY SERVICES	Municipal Halls	14
COMMUNITY SERVICES	Cemetery	21
COMMUNITY SERVICES	Crematoria	22
COMMUNITY SERVICES	Horticulture	24
COMMUNITY SERVICES	Swimming Pools	26
COMMUNITY SERVICES	Sports & Recreational Facil	28
COMMUNITY SERVICES	Libraries	31
COMMUNITY SERVICES	Fire & Emergency Services	32
COMMUNITY SERVICES	Traffic & Security	35
INFRASTRUCTURE SERVICES	Electricity	36
INFRASTRUCTURE SERVICES	Water & Sanitation	48
SUSTAINABLE DEVELOPMENT & CITY'S DEVELOPMENT	Town Planning	54
SUSTAINABLE DEVELOPMENT & CITY'S DEVELOPMENT	Land Survey	55
SUSTAINABLE DEVELOPMENT & CITY'S DEVELOPMENT	Geographical Informations	57
SUSTAINABLE DEVELOPMENT & CITY'S DEVELOPMENT	Building Control	58
SUSTAINABLE DEVELOPMENT & CITY'S DEVELOPMENT	Advertising Signage	61
SUSTAINABLE DEVELOPMENT & CITY'S DEVELOPMENT	Wayleaves	64
SUSTAINABLE DEVELOPMENT & CITY'S DEVELOPMENT	Human Settlements	65
SUSTAINABLE DEVELOPMENT & CITY'S DEVELOPMENT	Licensing	67
SUSTAINABLE DEVELOPMENT & CITY'S DEVELOPMENT	Health	68
SUSTAINABLE DEVELOPMENT & CITY'S DEVELOPMENT	Airport	72
SUSTAINABLE DEVELOPMENT & CITY'S DEVELOPMENT	Municipal Market	74
ALL DEPARTMENTS	Miscellaneous Charges	76
ALL DEPARTMENTS	Promotion of Access to Info	77

**BUDGET AND TREASURY OFFICE**  
**Revenue Management**  
Rates

	2025/26 R	2026/27 R	% Incr
<b>1. The Rate Randages</b> assessed in terms of the Local Government: Municipal Property Rates Act 6 of 2004 are as follows:			
(a) <u>Vacant Land</u> - no rebate granted	0,0297	0,0303	2,0%
(b) <u>Unauthorised Use</u> (Inclusive of surcharges)	0,0510	0,0520	2,0%
(c) <u>Residential Property</u>	0,0164	0,0167	2,0%
(d) <u>Commercial Property</u>	0,0288	0,0294	2,0%
(e) <u>Industrial Property</u>	0,0288	0,0294	2,0%
(f) <u>Specialised Property</u>	0,0288	0,0294	2,0%
(g) <u>Agricultural Property</u>	0,0040	0,0041	2,0%
(h) <u>Public Service Infrastructure</u>	0,0040	0,0041	2,0%
(i) <u>Sectional Title Garages - Separately Registered</u>	0,0164	0,0167	2,0%
(j) <u>Mining Property</u>	0,0288	0,0294	2,2%
(k) <u>Public Benefit Organisations</u>	0,0040	0,0041	2,0%
Additional Rebate	<u>100%</u>		
(l) Public Service Property	0,0288	0,0294	2,0%
(m) Multipurpose Property			
Applicable tariff will be charged in respect of the combination of categories above.			

**2. REBATES:**

Impermissible and Free Value Based Rebates

- (n) No rates shall be levied on the market value of the first R15,000 of Residential Property.  
A rebate of 100% will be granted on all Residential Property from a value of R15,001 to a value of R130,000.

Aged Persons (Pensioner Rebate) Rebate

- (o) Aged Persons Occupier Owner Applicants:  
60 years and over

40% Rebate on primary residence only No limit

Disability Rebate (Property owner/Occupier Applicants)

- (p) Maximum monthly income of all occupants and owners from all sources (p.m)  
40% Rebate R6 108      R6 230      2,00%

Child Headed Households

- (q) Maximum monthly income of all occupants and owners from all sources (p.m)  
40% Rebate R6 108      R6 230      2,00%

Listed Buildings


- (r) Rates Rebate on Listed Buildings (Maximum Percentage) 40%      40%

Developers Rebate

- (s) Rates Rebate on Vacant Land Only, Subject to Council's Conditions
- |        |      |      |
|--------|------|------|
| Year 1 | 100% | 100% |
| Year 2 | 66%  | 66%  |
| Year 3 | 33%  | 33%  |

**BUDGET AND TREASURY OFFICE**  
**Revenue Management**  
Rates

	<b>2025/26</b>	<b>2026/27</b>	
	<b>Excl.Vat</b>	<b>Excl.Vat</b>	<b>% Incr</b>
<b>3. MISCELLANEOUS CHARGES:</b>			
(a) i. Rates Clearance Certificate Application Fee	R498,71	R517,16	3,70%
ii. Duplicate Statement Fee	R84,24	R87,36	3,70%
iii. Duplicate Revenue Clearance Certificate	R126,36	R131,04	3,70%
iv. Fee for Letters of Undertaking	R158,35	R164,21	3,70%
(b) Deeds Search Fee-per search	R63,15	R65,48	3,70%
(c) To search for and prepare any reconciliation, for each hour, or part of an hour, excluding the first half hour, reasonably required for such search and preparation.	R159,62	R165,53	3,70%
<b>PLUS Administration Fee</b>	R49,88	R51,73	3,70%
(Excluding applications made in terms of the Promotion of Access to Information Act, No. 2 of 2000)			
<b>PLUS all copies incidental to complete the reconciliation</b>	R5,98	R6,20	3,70%
<b>4. INTEREST RATE AND COLLECTION CHARGES RATE:</b>			
(a) Interest rate per annum (calculated on daily outstanding balance)	11,25%	10,50%	
(b) Collection Charge Rate per annum	Nil	Nil	



**BUDGET AND TREASURY OFFICE**  
**Revenue Management**  
Application for Municipal Services - Deposits


DEPOSITS		2025/2026	2026/2027	
<b>CHURCHES</b>		R2 126,25	R2 205	PER METER
<b>BUSINESSES</b>				
20 AMP		R5 958,75	R6 179	PER METER
30 AMP		R7 365,75	R7 638	PER METER
40 AMP		R8 772,75	R9 097	PER METER
50 AMP		R10 195,50	R10 573	PER METER
60 AMP		R11 586,75	R12 015	PER METER
80 AMP		R12 983,25	R13 464	PER METER
100 AMP		R14 390,25	R14 923	PER METER
<b>INCLUDING WATER- SINGLE PHASE WITH WATER</b>				
20 AMP		R6 672,75	R6 920	PER METER
30 AMP		R8 772,75	R9 097	PER METER
40 AMP		R10 195,50	R10 573	PER METER
50 AMP		R11 586,75	R12 015	PER METER
60 AMP		R12 983,25	R13 464	PER METER
80 AMP		R14 390,25	R14 923	PER METER
100 AMP		R15 786,75	R16 371	PER METER
<b>DOMESTIC-HOUSE, FLATS, COMPLEXES</b>				
WATER ONLY		R2 462,25	R2 553	PER METER
WATER & ELECRCITY	30 AMP	R4 919,25	R5 101	PER METER
WATER & ELECTRICITY	40 AMP	R5 265,75	R5 461	PER METER
WATER & ELECTRICITY	50 AMP	R5 958,75	R6 179	PER METER
WATER & ELECTRICITY	60 AMP	R6 336,75	R6 571	PER METER
WATER & ELECTRICITY	80 AMP	R6 657,00	R6 903	PER METER
<b>ELECTRICITY ONLY</b>				
	30 AMP	R2 462,25	R2 553	PER METER
	40 AMP	R2 735,25	R2 836	PER METER
	50 AMP	R3 171,00	R3 288	PER METER
	60 AMP	R3 869,25	R4 012	PER METER
	80 AMP	R4 567,50	R4 736	PER METER

**BUDGET AND TREASURY OFFICE**  
**SUPPLY CHAIN MANAGEMENT**  
Tender Documents Deposits

The tender documentation deposit is charged on pick up of a tender document by a tenderer.


Non-refundable deposit for projects  
 Contract Values between

	2025/26 Excl.Vat	2026/27 Excl.Vat	% Incr
R 30 000.00 to R 200 000.00	R230,93	R239,48	3,70%
R 200 001.00 to R1 000 000.00	R277,12	R287,37	3,70%
R1 000 001.00 to R5 000 000.00	R692,79	R718,43	3,70%
R5 000 001.00 and over	R1 154,66	R1 197,38	3,70%



**BUDGET AND TREASURY OFFICE  
REAL ESTATE AND VALUATIONS**  
Valuations

		<b>2025/26</b>	<b>2026/27</b>	
		<b>Excl.Vat</b>	<b>Excl.Vat</b>	<b>% Incr</b>
<b>Miscellaneous Charges</b>				
1	Valuation CD	R1 205,05	R1 249,64	3,70%
2	Valuation Certificate	R65,73	R68,16	3,70%
3	Deed search fee	R65,73	R68,16	3,70%
4	Request ito Section 53 of the Municipal Properties Rates Act for reasons for the decision of the Municipal Valuer in respect of objections	R153,37	R159,04	3,70%



**COMMUNITY SERVICES  
WASTE MANAGEMENT  
Refuse Removal Tariffs**

		<b>2025/26 Excl.Vat</b>	<b>2026/27 Excl.Vat</b>	<b>% Incr</b>
Standard charges for Domestic and Commercial Refuse Removal Based on the relevant Electricity Scale				
<u>Refuse Removal Tariffs</u>				
1	Domestic			
	Single phase up to 80A	R157,47	R163,30	3,70%
	Three phase up to 100A	R157,47	R163,30	3,70%
	Prepayment Meter	R157,47	R163,30	3,70%
2	Multipurpose Property (Applicable to properties utilised for multiple purpose as per the rates category of property)			
	Single phase up to 80A	R238,71	R247,54	3,70%
	Three phase up to 100A	R238,71	R247,54	3,70%
	Prepayment Meter	R238,71	R247,54	3,70%
3	Small Power Users - Business/Commercial			
	Single phase up to 80A	R451,13	R467,82	3,70%
	Three phase up to 100A	R451,13	R467,82	3,70%
4	Large Power Users – Business/Commercial			
	Supply taken at 400V	R451,13	R467,82	3,70%
	Supply taken at 6.6 or 11kV	R451,13	R467,82	3,70%
5	Flats/Simplexes	R133,44	R138,38	3,70%
6	Previously PHB Housing and Informal Settlements (MASS HOUSING) - per household per month	R31,72	R32,89	3,70%
7	Central Business District Main cbd bordered by East(Massukwane), Winston/Victoria, Bulwer, Boschoff, Alan Paton, Prince Alfred, Railway, Pine. Greytown Rd form East To Trichy, Balhambra Way from Greytown Road to Newholme Way, Khan Road from Greytown Road to Deccan Road, Mysore Road from Greytown Road to Bangalore Road, Alan Paton up till King Edward Ave.	R599,94	R622,14	3,70%
8	For areas not being billed but supplied with prepaid electricity meters to cover the cost of co-operative supplied refuse collection services.	R25,17	R26,10	3,70%
9	Qualifying indigent consumers will receive 100% rebate in respect of the applicable charge.			
	Interest rate per annum (calculated on daily outstanding balance)	11,25%	10,50%	

**COMMUNITY SERVICES  
WASTE MANAGEMENT  
Refuse Removal Tariff**

		2025/26 Excl.Vat	2026/27 Excl.Vat	% Incr
Fees payable for the additional removal and clearance of refuse by arrangement from premises other than those applicable in item 1 are contained within this section.				
1. (a)	Removal of additional domestic refuse: Excluding Central Business District			
	Normal days per collection –			
	(i) 3 x 85l bins or part thereof	R49,91	R51,75	3,70%
	(ii) 240l wheeled bin or part thereof	R49,91	R51,75	3,70%
(b)	Other than normal removal days, per collection –			
	(i) 3 x 85l bins or part thereof	R302,12	R313,30	3,70%
(c)	Where Council refuse containers are used on high density residential developments (simplexes, duplexes, cluster homes etc). The charge for a 1,75m <sup>3</sup> container for approx. 10 units, one clearance per week, subject to agreement with the Waste Management Division.	R493,89	R512,16	3,70%
2. (a)	Removal of additional domestic refuse: Central Business District			
	Normal days per collection –			
	(i) 3 x 85l bins or part thereof	R50,09	R51,94	3,70%
	(ii) 240l wheeled bin or part thereof	R50,09	R51,94	3,70%
(b)	Other than normal removal days, per collection –			
	(i) 3 x 85l bins or part thereof	R307,74	R319,13	3,70%
(c)	Where Council refuse containers are used on high density residential developments (simplexes, duplexes, cluster homes etc).The charge for a 1,75m <sup>3</sup> container for approx. 10 units, one clearance per week, subject to agreement with the Waste Management Division.	R502,99	R521,60	3,70%
3. (a)	Removal of trade refuse [Industrial/Commercial]:			
	Normal days, per collection –			
	(i) 3 x 85l bins or part thereof	R130,52	R135,35	3,70%
	(ii) 210l drum or part thereof	R130,52	R135,35	3,70%
	(iii) 240l bin or part thereof	R130,52	R135,35	3,70%
	(iv) Removal of additional refuse as per 3(a)(i)-(iii)	R130,52	R135,35	3,70%
(b)	Other than normal removal days, per collection –			
	(i) 3 x 85l bins or part thereof	R288,90	R299,59	3,70%
	(ii) 210l drum or part thereof	R288,90	R299,59	3,70%
	(iii) 240l bin or part thereof	R288,90	R299,59	3,70%

**COMMUNITY SERVICES  
WASTE MANAGEMENT  
Refuse Removal Tariffs**

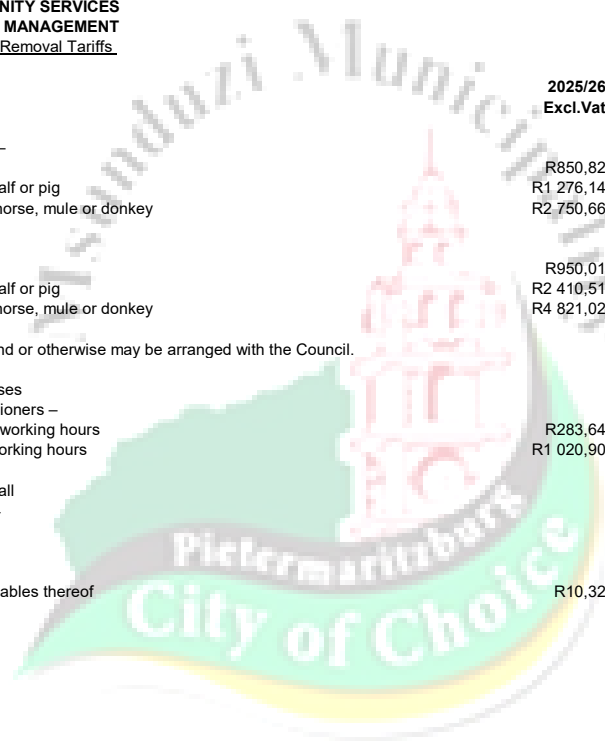
		<b>2025/26</b>	<b>2026/27</b>	
		<b>Excl.Vat</b>	<b>Excl.Vat</b>	<b>% Incr</b>
4	Removal of industrial refuse [Industrial/Commercial]:			
(a)	(i) per load or part thereof [maximum 15 m <sup>3</sup> ] removed as a once off clearance	R4 961,73	R5 145,31	3,70%
	(ii) bulk refuse containers [15 m <sup>3</sup> ] hire thereof, including a once off clearance	R3 734,95	R3 873,15	3,70%
	(iii) bulk refuse containers [maximum 15 m <sup>3</sup> ] hire thereof, including one clearance per v	R3 616,66	R3 750,48	3,70%
	(iv) second clearance	R2 504,25	R2 596,91	3,70%
	(v) each additional clearance	R2 246,42	R2 329,54	3,70%
	(b) small mobile refuse containers [approx. 0,24m <sup>3</sup> ] available in Otto Bin serviced areas only:			
	(i) hire thereof, including one clearance per week.	R138,47	R143,59	3,70%
	(ii) second clearance	R104,54	R108,41	3,70%
	(iii) each additional clearance	R95,53	R99,06	3,70%
	(c) small mobile refuse containers [approx. 1 m <sup>3</sup> ] available in Otto Bin services areas only:			
	(i) hire thereof, including one clearance per week.	R554,33	R574,84	3,70%
	(ii) second clearance	R408,89	R424,02	3,70%
	(iii) each additional clearance	R357,29	R370,51	3,70%
	(d) small mobile refuse containers [approx. 2 m <sup>3</sup> ]:			
	(i) hire thereof as a once off clearance	R901,35	R934,70	3,70%
	(ii) hire per week, including one clearance	R819,22	R849,53	3,70%
	(iii) second clearance	R425,32	R441,06	3,70%
	(iv) each additional clearance	R372,74	R386,53	3,70%
	(e) 7 m <sup>3</sup> refuse skips available in south-west area only:			
	(i) hire thereof, including one clearance per week.	R1 810,12	R1 877,09	3,70%
	(ii) second clearance	R1 268,11	R1 315,03	3,70%
	(iii) each additional clearance	R1 079,46	R1 119,40	3,70%
5	The tariff for the removal of refuse from properties owned by the State & Municipal Departments:			
	240l			
	(i) hire thereof, including one clearance per week.	R139,81	R144,98	3,70%
	(ii) second clearance	R104,54	R108,41	3,70%
	(iii) each additional clearance	R95,80	R99,34	3,70%
	1 100l			
	(i) hire thereof, including one clearance per week.	R530,22	R549,84	3,70%
	(ii) second clearance	R390,95	R405,41	3,70%
	(iii) each additional clearance	R332,38	R344,68	3,70%

**COMMUNITY SERVICES**  
**WASTE MANAGEMENT**  
Refuse Removal Tariffs

		<b>2025/26</b>	<b>2026/27</b>	<b>% Incr</b>
		<b>Excl.Vat</b>	<b>Excl.Vat</b>	
1,75m <sup>3</sup>				
(i)	hire thereof, including once off clearance	R862,25	R894,15	3,70%
(ii)	hire per week, including one clearance per week	R783,77	R812,77	3,70%
(iii)	second clearance	R406,84	R421,89	3,70%
(iv)	each additional clearance	R356,58	R369,77	3,70%
7m <sup>3</sup>				
(i)	hire thereof, including one clearance per week	R1 731,10	R1 795,16	3,70%
(ii)	Second clearance	R1 224,18	R1 269,48	3,70%
(iii)	Each additional clearance	R1 032,77	R1 070,98	3,70%
15m <sup>3</sup>				
(i)	per load or part thereof removed as a once off clearance	R4 961,73	R5 145,31	3,70%
(ii)	hire thereof, including a once off clearance	R3 734,95	R3 873,15	3,70%
(iii)	hire thereof, including once off clearance per week	R3 616,66	R3 750,48	3,70%
(iv)	second clearance	R2 504,25	R2 596,91	3,70%
(v)	each additional clearance	R2 246,42	R2 329,54	3,70%
20m <sup>3</sup>				
(i)	per load or part thereof removed as a once off clearance	R6 615,25	R6 860,01	3,70%
(ii)	hire thereof, including a once off clearance	R4 979,49	R5 163,73	3,70%
(iii)	hire thereof, including once off clearance per week	R4 822,72	R5 001,16	3,70%
(iv)	second clearance	R3 383,20	R3 508,38	3,70%
(v)	each additional clearance	R2 995,91	R3 106,76	3,70%
25m <sup>3</sup>				
(i)	per load or part thereof removed as a once off clearance	R8 269,30	R8 575,27	3,70%
(ii)	hire thereof, including a once off clearance	R6 224,83	R6 455,15	3,70%
(iii)	hire thereof, including a once off clearance per week	R6 027,97	R6 251,01	3,70%
(iv)	second clearance	R4 228,57	R4 385,03	3,70%
(v)	each additional clearance	R3 745,22	R3 883,79	3,70%
6	Removal and clearances from properties outside the refuse removal area:	Applicable Tariff plus 20%	Applicable Tariff plus 20%	

**COMMUNITY SERVICES  
WASTE MANAGEMENT  
Refuse Removal Tariffs**

		<b>2025/26 Excl.Vat</b>	<b>2026/27 Excl.Vat</b>	<b>% Incr</b>
7	Dead animals [per carcass] during working hours –			
(a)	(i) dog or cat	R850,82	R882,30	3,70%
	(ii) sheep, goat, calf or pig	R1 276,14	R1 323,36	3,70%
	(iii) ox, cow, bull, horse, mule or donkey	R2 750,66	R2 852,44	3,70%
(b)	outside working hours –			
	(i) dog or cat	R950,01	R985,16	3,70%
	(ii) sheep, goat, calf or pig	R2 410,51	R2 499,70	3,70%
	(iii) ox, cow, bull, horse, mule or donkey	R4 821,02	R4 999,40	3,70%
The fees specified in this item shall be payable upon demand or otherwise may be arranged with the Council.				
8	Euthanased animals [per carcass]:			
(a)	Removal of dog and cat carcasses from the premises owned or occupied by registered veterinary practitioners –			
	(i) during normal working hours	R283,64	R294,13	3,70%
	(ii) after normal working hours	R1 020,90	R1 058,67	3,70%
(b)	removal of carcasses other than dogs and cats shall be charged at the fees prescribed in items 3 and 4 as the case may be.			
	Recycling			
(c)	Supply of clear plastic bag and collection of recyclables thereof	R10,32	R10,70	3,70%
9	<b>Illegal Disposal of Refuse</b>		<b>R1 000,00</b>	<b>New</b>




**COMMUNITY SERVICES  
WASTE MANAGEMENT  
Landfill Site Tariffs**

	<b>2025/26 Excl.Vat</b>	<b>2026/27 Excl.Vat</b>	<b>% Incr</b>
1	The tariff for the disposal of refuse at the New England Road Landfill Site –		
(a)	R84,47	R87,60	3,70%
(b)	R84,47	R87,60	3,70%
(c)	R364,21	R377,69	3,70%
(d)	R27,56	R28,58	3,70%
(e)	R191,15	R198,22	3,70%
(f)	R27,56	R28,58	3,70%
(g)	R12,69	R13,16	3,70%
(h)	R128,69	R133,45	3,70%
Provided that no charge shall be payable for the disposal of –			
(i)	Existing concession	Existing concession	
(ii)	1 Tonne - limit	1 Tonne - limit	Per annum
(iii)	1 Tonne - limit	1 Tonne - limit	Per annum
(iv)	No change to existing concession	No change to existing concession	
2	R69,75	R72,33	3,70%
3	R772,52	R801,11	3,70%
4	R2 597,44	R2 693,54	3,70%
5	R17 830,07	R18 489,78	3,70%
6	R167,21	R173,39	3,70%
7	R250,00	R259,25	3,70%
8	R50,00	R51,85	0,04

**COMMUNITY SERVICES**  
Community Halls

		<b>2025/26 Excl.Vat</b>	<b>2026/27 Excl.Vat</b>	<b>% Incr</b>
<u>City Hall and Musical Instruments</u>				
1	Main Hall			
	Hire of Main Hall (inclusive of fire protection)	R7 559,96	R7 839,68	3,70%
	After Midnight per hour or part thereof	R1 211,38	R1 256,20	3,70%
	Per hour of Preparations/Rehearsals	R512,26	R531,22	3,70%
	Deposit Refundable - damage/breakage etc. and overtime for caretakers and cleaners	R10 984,76	R11 391,20	3,70%
2	Hire of Musical Instruments			
	Grand Piano (August Forster) Per performance	R1 027,85	R1 065,88	3,70%
	Per hour of Rehearsals	R159,39	R165,29	3,70%
	Grand Piano (Steinway) Per Performance	R1 709,76	R1 773,02	3,70%
	Per Hour of Rehearsals	R159,39	R165,29	3,70%
	Organ per Performance	R1 709,76	R1 773,02	3,70%
	Per Hour of Rehearsals	R159,39	R165,29	3,70%



**COMMUNITY SERVICES**  
Community Halls

Scale A

		2025/26 Excl.Vat	2026/27 Excl.Vat	% Incr
Ashdown Hall				
Unit "S" Hall				
Imbali				
Unit "J"				
Unit "N"				
Plessislaer				
Georgetown				
<b>1. PRIVATE FUNCTIONS</b>				
1.1	Profit-making functions, banquets, theatre and the like,			
	Charge per 12 hours	R2 950,82	R3 060,00	3,70%
	Additional time per hour	R613,77	R636,48	3,70%
	Deposit	R4 883,84	R5 064,54	3,70%
	Overtime charges per hour on weekends & public holidays	R344,26	R357,00	3,70%
1.2	Fund-raising functions by sporting, religious, social & cultural institutions recognized by the Council.			
	Charge per 12 hours	R1 967,21	R2 040,00	3,70%
	Additional time per hour	R367,87	R381,48	3,70%
	Deposit	R4 883,84	R5 064,54	3,70%
	Overtime charges per hour on weekends & public holidays	R344,26	R357,00	3,70%
1.3	Weddings, receptions, parties, choir performances and the like,			
	Charge per 12 hours	R2 704,92	R2 805,00	3,70%
	Additional time per hour	R613,77	R636,48	3,70%
	Deposit	R4 883,84	R5 064,54	3,70%
	Overtime charges per hour on weekends & public holidays	R344,26	R357,00	3,70%
<b>2. COMMUNITY ACTIVITIES</b>				
2.1.1	Institutional activities of political, educational, cultural or sporting bodies recognized by the Council.			
	Charge per hour: Monday to Thursday	R491,80	R510,00	3,70%
	Deposit	R2 616,34	R2 713,15	3,70%
2.1.2	Religious Activities(CHurch Services): Charge per hour			
	Monday to Thursday	R491,80	R510,00	3,70%
	Deposit	R2 616,34	R2 713,15	3,70%
	Sundays - minimum 3hrs Hire			
2.2	Activities of the Community Awareness Project and of groups, clubs etc., affiliated with the Project or sponsored by it.			
	Per uninterrupted period not exceeding 3 hours: Monday to Thursday	R737,70	R765,00	3,70%
	Deposit	R2 616,34	R2 713,15	3,70%
2.3	Rehearsals:			
	Rehearsals per hour: Monday to Thursday	R442,62	R459,00	3,70%
	Deposit	R2 616,34	R2 713,15	3,70%
2.4	Pre-Schools			
	Per uninterrupted period not exceeding 6 hours	R245,90	R255,00	3,70%
	Deposit	R2 616,34	R2 713,15	3,70%
2.5	Vuilindlela HallsVuindlela Halls & Buffer Strip Community Hall			
	Hire of Hall	R1 848,88	R1 917,29	3,70%
	Refundable Deposit	R1 848,88	R1 917,29	3,70%
2.6	Overtime charges per hour on weekends & public holidays	R344,26	R357,00	3,70%

**COMMUNITY SERVICES**  
Community Halls


<u>Scale B</u>		<b>2025/26 Excl.Vat</b>	<b>2026/27 Excl.Vat</b>	<b>% Incr</b>
	Truro Main Hall			
<b>1. PRIVATE FUNCTIONS</b>				
1.1	Profit-making functions, banquets, theatre and the like, Charge per 12 hours Additional time per hour Deposit Overtime charges per hour on weekends & public holidays	R6 885,24 R613,77 R4 883,84 R344,26	R7 139,99 R636,48 R5 064,54 R357,00	3,70% 3,70% 3,70% 3,70%
1.2	Fund-raising functions by sporting, religious, social & cultural institutions recognized by the Council. Charge per 12 hours Additional time per hour Deposit Overtime charges per hour on weekends & public holidays	R5 655,73 R491,80 R4 883,84 R344,26	R5 865,00 R510,00 R5 064,54 R357,00	3,70% 3,70% 3,70% 3,70%
1.3	Weddings, receptions, parties, choir performances and the like, Charge per 12 hours (Hall+Sec 1) Additional time per hour Deposit Overtime charges per hour on weekends & public holidays	R6 885,24 R613,77 R4 883,84 R344,26	R7 139,99 R636,48 R5 064,54 R357,00	3,70% 3,70% 3,70% 3,70%
<b>2. COMMUNITY ACTIVITIES</b>				
2.1.1	Institutional activities of political, educational, cultural or sporting bodies recognized by the Council. Charge per hour: Monday to Thursday Deposit	R737,70 R2 616,34	R765,00 R2 713,15	3,70% 3,70%
2.1.2	Religious Activities(CHurch Services): Charge per hour Monday to Thursday Deposit Sundays - minimum 3hrs Hire	R737,70 R2 616,34	R765,00 R2 713,15	3,70% 3,70%
2.2	Activities of the Community Awareness Project and of groups, clubs etc., affiliated with the Project or sponsored by it. Per uninterrupted period not exceeding 3 hours: Monday to Thursday Deposit	R737,70 R2 616,34	R765,00 R2 713,15	3,70% 3,70%
2.3	Rehearsals: Rehearsals per hour: Monday to Thursday Deposit	R613,77 R2 616,34	R636,48 R2 713,15	3,70% 3,70%
2.4	Overtime charges per hour on weekends & public holidays	R344,26	R357,00	3,70%

**COMMUNITY SERVICES**  
Community Halls

Scale C

		2025/26	2026/27	
		Excl.Vat	Excl.Vat	% Incr
Bombay Road Hall plus Annexure I or Annexure II				
AF Wood Hall and Annexe				
Grange Hall plus Annexe				
<b>1. PRIVATE FUNCTIONS</b>				
1.1	Profit-making functions, banquets, theatre and the like,			
	Charge per 12 hours (Hall+Annex1)	R5 389,49	R5 588,91	3,70%
	Additional time per hour	R613,77	R636,48	3,70%
	Deposit	R4 883,84	R5 064,54	3,70%
	Overtime charges per hour on weekends & public holidays	R344,26	R357,00	3,70%
1.2	Fund-raising functions by sporting, religious, social & cultural institutions recognized by the Council.			
	Charge per 12 hours (Hall+Annex1)	R4 426,23	R4 590,00	3,70%
	Additional time per hour	R367,87	R381,48	3,70%
	Deposit	R4 883,84	R5 064,54	3,70%
	Overtime charges per hour on weekends & public holidays	R344,26	R357,00	3,70%
1.3	Weddings, receptions, parties, choir performances and the like,			
	Charge per 12 hours (Hall+Annex1)	R4 918,03	R5 100,00	3,70%
	Additional time per hour	R613,77	R636,48	3,70%
	Deposit	R4 883,84	R5 064,54	3,70%
	Overtime charges per hour on weekends & public holidays	R344,26	R357,00	3,70%
<b>2. COMMUNITY ACTIVITIES</b>				
2.1.1	Institutional activities of political, educational, cultural or sporting bodies recognized by the Council.			
	Charge per hour: Monday to Thursday	R491,80	R510,00	3,70%
	Deposit	R2 616,34	R2 713,15	3,70%
2.1.2	Religious Activities (Church Services): Charge per hour			
	Monday to Thursday	R491,80	R510,00	3,70%
	Deposit	R2 616,34	R2 713,15	3,70%
	Sundays - minimum 3hrs Hire			
2.2	Activities of the Community Awareness Project and of groups, clubs etc., affiliated with the Project or sponsored by it.			
	Per uninterrupted period not exceeding 3 hours: Monday to Thursday	R737,70	R765,00	3,70%
	Deposit	R2 616,34	R2 713,15	3,70%
2.3	Rehearsals:			
	Rehearsals per hour: Monday to Thursday	R442,62	R459,00	3,70%
	Deposit	R2 616,34	R2 713,15	3,70%
2.4	Pre-Schools			
	Per uninterrupted period not exceeding 6 hours	R245,90	R255,00	3,70%
	Deposit	R2 616,34	R2 713,15	3,70%
2.5	Overtime charges per hour on weekends & public holidays	R344,26	R357,00	3,70%

**COMMUNITY SERVICES**  
Community Halls



Scale D

Truro Center – Secondary Hall II  
Bombay Road Hall  
Eastwood Theater  
Eastwood Hall  
AF Wood Hall  
Woodlands Hall  
Grange Hall  
Sobantu

**2024/25**  
**Excl.Vat**

**2026/27**  
**Excl.Vat**

**% Incr**

1. PRIVATE FUNCTIONS

1.1 Profit-making functions, banquets, theatre and the like,				
	Charge per 12 hours	R3 934,42	R4 080,00	3,70%
	Additional time per hour	R613,77	R636,48	3,70%
	Deposit	R4 883,84	R5 064,54	3,70%
	Overtime charges per hour on weekends & public holidays	R344,26	R357,00	3,70%
1.2 Fund-raising functions by sporting, religious, social & cultural institutions recognized by the Council.				
	Charge per 12 hours	R2 950,82	R3 060,00	3,70%
	Additional time per hour	R367,87	R381,48	3,70%
	Deposit	R4 883,84	R5 064,54	3,70%
	Overtime charges per hour on weekends & public holidays	R344,26	R357,00	3,70%
1.3 Weddings, receptions, parties, choir performances and the like,				
	Charge per 12 hours	R3 688,52	R3 825,00	3,70%
	Additional time per hour	R613,77	R636,48	3,70%
	Deposit	R4 883,84	R5 064,54	3,70%
	Overtime charges per hour on weekends & public holidays	R344,26	R357,00	3,70%

2. COMMUNITY ACTIVITIES

2.1.1 Institutional activities of political, educational, cultural or sporting bodies recognized by the Council.				
	Charge per hour: Monday to Thursday	R491,80	R510,00	3,70%
	Deposit	R2 616,34	R2 713,15	3,70%
2.1.2 Religious Activities (Church Services): Charge per hour Monday to Thursday				
	Charge per hour: Monday to Thursday	R491,80	R510,00	3,70%
	Deposit	R2 616,34	R2 713,15	3,70%
2.2 Activities of the Community Awareness Project and of groups, clubs etc., affiliated with the Project or sponsored by it.				
	Per uninterrupted period not exceeding 3 hours: Monday to Thursday	R737,70	R765,00	3,70%
	Deposit	R2 616,34	R2 713,15	3,70%
	Sundays - minimum 3hrs Hire			
2.3 Rehearsals:				
	Rehearsals per hour: Monday to Thursday	R442,62	R459,00	3,70%
	Deposit	R2 616,34	R2 713,15	3,70%
2.4 Pre-Schools				
	Per uninterrupted period not exceeding 6 hours	R245,90	R255,00	3,70%
	Deposit	R2 616,34	R2 713,15	3,70%
2.5 Overtime charges per hour on weekends & public holidays		R344,26	R357,00	3,70%

**COMMUNITY SERVICES**  
**Community Halls**

Scale E

		<b>2025/26</b>	<b>2026/27</b>	
		<b>Excl.Vat</b>	<b>Excl.Vat</b>	<b>% Incr</b>
Truro Center – Secondary Hall I				
Truro Social Center I				
Truro Social Center II				
Bombay Rd - Annexe I or II				
Eastwood Social Center				
AF Wood Annexe				
Grange Annexe				
Glenwood Hall				
<b>1. PRIVATE FUNCTIONS</b>				
1.1 Profit-making functions, banquets, theatre and the like,				
Charge per 12 hours		R2 459,01	R2 550,00	3,70%
Additional time per hour		R613,77	R636,48	3,70%
Deposit		R4 883,84	R5 064,54	3,70%
Overtime charges per hour on weekends & public holidays		R344,26	R357,00	3,70%
1.2 Fund-raising functions by sporting, religious, social & cultural institutions recognized by the Council.				
Charge per 12 hours		R2 203,28	R2 284,80	3,70%
Additional time per hour		R367,87	R381,48	3,70%
Deposit		R4 883,84	R5 064,54	3,70%
Overtime charges per hour on weekends & public holidays		R344,26	R357,00	3,70%
1.3 Weddings, receptions, parties, choir performances and the like,				
Charge per 12 hours		R2 459,01	R2 550,00	3,70%
Additional time per hour		R613,77	R636,48	3,70%
Deposit		R4 883,84	R5 064,54	3,70%
Overtime charges per hour on weekends & public holidays		R344,26	R357,00	3,70%
<b>2. COMMUNITY ACTIVITIES</b>				
2.1.1 Institutional activities of political, educational, cultural or sporting bodies recognized by the Council.				
Charge per hour: Monday to Thursday		R491,80	R510,00	3,70%
Deposit		R2 616,34	R2 713,15	3,70%
2.1.2 Religious Activities (Church Services): Charge per hour				
Monday to Thursday		R491,80	R510,00	3,70%
Deposit		R2 616,34	R2 713,15	3,70%
2.2 Activities of the Community Awareness Project and of groups, clubs etc., affiliated with the Project or sponsored by it.				
Per uninterrupted period not exceeding 3 hours: Monday to Thursday		R737,70	R765,00	3,70%
Deposit		R2 616,34	R2 713,15	3,70%
Sundays - minimum 3hrs Hire				
2.3 Rehearsals:				
Rehearsals per hour: Monday to Thursday		R442,62	R459,00	3,70%
Deposit		R2 616,34	R2 713,15	3,70%
2.4 Pre-Schools				
Per uninterrupted period not exceeding 6 hours		R245,90	R255,00	3,70%
Deposit		R2 616,34	R2 713,15	3,70%
2.5 Overtime charges per hour on weekends & public holidays		R344,26	R357,00	3,70%

**COMMUNITY SERVICES**  
Community Halls

	<b>2025/26 Excl.Vat</b>	<b>2026/27 Excl.Vat</b>	<b>% Incr</b>
<u>Winston Churchill Theatre</u>			
Full Theatre			
Per day	R6 144,68	R6 372,04	3,70%
Rehearsals (per hour): Monday to Thursday	R737,31	R764,59	3,70%
Lascelles Room – Per Performance	R3 686,75	R3 823,16	3,70%
Lascelles Room – Rehearsal (per hour): Monday to Thursday	R491,61	R509,80	3,70%
Deposit	R6 295,08	R6 527,99	3,70%
Deposits for Live Shows at the Winston Churchill Theatre	R8 111,01	R8 411,12	3,70%
Overtime labour charges per hour on weekends & public holidays	R344,07	R356,80	3,70%
** Confirmation of Hire subject to obtaining a permit from the Environmental Health Division of the Msunduzi Municipality.			
<u>MISCELLANEOUS CHARGES</u>			
1 Excessive cleaning after functions (per hour)	R737,70	R765,00	3,70%
2 Cooking facilities (Including gas, pot, spoons)	R860,26	R892,09	3,70%
3 Extra time after midnight			
4 SAMRO Performing Rights – per function	R122,95	R127,50	3,70%
<u>GENERAL COMMENTS</u>			
For tariff rates on Community based activities/functions on weekends and public holidays, refer to section 1.2 on the tariff schedule.			
Daily pre-school hire is restricted to Annexe and Secondary Halls.			
In the event of the Free use of halls on weekends, the hirer is required to pay the overtime for 2 Caretakers X number of hours			
All free use bookings: Hirers to provide their own toiletries and pay the required deposit which will be used to offset any damages to Council property			
Excessive cleaning: The Hirer is required to pay for 4 General employees X 5 hours X the applicable rate			
<u>ANIMAL POUNDING</u>			
Call out any time per hour	R560	R581	3,70%


**COMMUNITY SERVICES  
SPORT AND RECREATION  
Cemetery**

		2025/26 Excl.Vat	2026/27 Excl.Vat	% Incr
<b><u>Mountain Rise Cemetery</u></b>				
<b><u>Cemetery and Crematoria Tariffs</u></b>				
<b>A. Cemetery Tariffs for Residents</b>				
1	Private Graves			
	Reserved Site (including maintenance levy)	R8 765	R9 089	3,70%
	Unreserved Site – Adult (including maintenance levy)	R7 304	R7 574	3,70%
	Child under 12 years of age (including maintenance levy)	R3 847	R3 989	3,70%
	Child under 1 year or stillborn (including maintenance levy)	R2 459	R2 550	3,70%
	Ashes	R341	R353	3,70%
	Second Internment –			
	Adult	R1 339	R1 389	3,70%
	Child	R609	R631	3,70%
2	Public Grave			
	Adult	R1 826	R1 894	3,70%
	Child under 12 years of age	R852	R884	3,70%
	Child under 1 year or stillborn	R390	R404	3,70%
The charge for the burial of newly born child and mother in the same coffin shall be the same as for a single adult.				
3	Miscellaneous			
	Exhumation of body	R3 847	R3 989	3,70%
	Permit to erect memorial per grave site	R730	R757	3,70%
	Permit to erect kerbs only – (No inscription) per grave site	R365	R379	3,70%
	Permit to add inscription	R365	R379	3,70%
	Transfer of Grave Site	R365	R379	3,70%
	Rental of Storage Material Bins (payable annually in advance) per annum	R280	R290	3,70%
	Overtime labour charge additional to normal burial fees for funeral commenced or concluded after 16H00 per funeral, per hour or part thereof	R390	R404	3,70%
	Lengthening or widening of Graves	R1 071	R1 111	3,70%
	Overtime labour charge in addition to the normal burial fee, for burials On Saturday	R536	R555	3,70%
	On Sundays an public holidays per burial	R730	R757	3,70%
	Late arrival of body for burial (for each quarter of an hour or part thereof)	R365	R379	3,70%

**COMMUNITY SERVICES  
SPORT AND RECREATION  
Crematoria**

		2025/26 Excl.Vat	2026/27 Excl.Vat	% Incr
<b>B. Crematorium Tariffs for Residents</b>				
1	Cremation Fees:			
	Person over 12 years of age	R2 746	R2 847	3,70%
	Child 12 years of age and under	R686	R712	3,70%
	Person certified as indigent	R641	R664	3,70%
	Overtime labour charge additional to normal Cremation fees for cremations on Saturdays	R503	R522	3,70%
	Cremation fees for cremations on Sundays and public holidays per cremation	R675	R700	3,70%
2	Space for Tablet at Memorial Wall			
	<b>Note:</b> Space for tablet may not be purchased except for immediate use, and shall be allocated in sequence upon application to the Registrar. The tablets shall be of white marble 30mm thick and of such a length and breadth as to fit into a recess 22.5 mm wide by 175 mm high. The finished face of the tablet shall be recessed 6mm from the face of the brick surround.			
	Space for inscribed tablet	R840	R871	3,70%
	Each subsequent inscription thereon	R341	R353	3,70%
3	Niche is columbarium and deposit therein of ashes			
	<b>Note:</b> Niches may not be purchased except for the immediate deposit of ashes and shall be allocated in sequence upon application to the Registrar. The niche must be sealed by a white marble tablet 25 mm thick and of such a length and breadth as to fit an opening 260 mm wide by 195 mm high. The finished face of the tablet shall be recessed 6 mm from the face of the brick surround.			
	Purchase of Niche	R2 313	R2 399	3,70%
	Each subsequent deposit of ashes in the same niche	R609	R631	3,70%
4	Safekeeping of ashes for a period exceeding 14 days from day of cremation, per week or part thereof	R243	R252	3,70%
	<b>Note:</b> If the ashes are removed or scattered in the Garden of Remembrance by a representative of the deceased within 14 days of the cremation, this charge will not be made.			
5	Purchase of grave 60 cm x 38 cm and interment of urn or casket containing ashes	R426	R442	3,70%
	Each subsequent deposit of ashes in the same grave	R280	R290	3,70%
	<b>Note:</b> Graves may not be purchased except for immediate use and shall be allocated in sequence upon application to the Registrar.			

**COMMUNITY SERVICES  
SPORT AND RECREATION  
Crematoria**



		2025/26 Excl.Vat	2026/27 Excl.Vat	% Incr
6	Late arrival of body at Crematorium (For each quarter or part thereof)	R317	R328	3,70%
7	Permit to erect memorial	R256	R265	3,70%
8	Use of Chapel			

**C. Tariffs for Non-Residents**

The scale of charges for non-residents shall be **double** the scale of residents, except in respect of charges for additional or overtime labour.

Azalea Cemetery Fee

1	Grave Sites – Residents	Family Grave	R317	R328	3,70%
		Single Grave	R243	R252	3,70%
		Child's Grave (12yrs and younger)	R231	R240	3,70%
		Grave for stillborn Child	R195	R202	3,70%
		Exhumation	R2 739	R2 840	3,70%
		Reburial	R280	R290	3,70%
		Enlargement of Grave	R243	R252	3,70%
		Sundays and Public Holidays	R730	R757	3,70%
		2	Grave Sites – Non-Residents	Family Grave	R633
Single Grave	R487			R505	3,70%
Child's Grave (12yrs and younger)	R455			R472	3,70%
Grave for stillborn Child	R390			R404	3,70%
Exhumation	R2 739			R2 840	3,70%
Reburial	R560			R581	3,70%
Enlargement of Grave	R1 436			R1 490	3,70%

Once the Azalea Cemetery is closed, the Mountain Rise Cemetery will be effective as a one tariff structure for cemeteries.

**COMMUNITY SERVICES  
SPORT AND RECREATION  
Horticulture**


		2025/26 Excl.Vat	2026/27 Excl.Vat	% Incr
<u>Production and Display</u>				
1	Loan and Hire of Plants and other Decorative Features			
	Non profit organizations will be afforded the loan of palms for the decoration of functions that are to the benefit of the community and the upliftment of the City.			
	Profit making organizations – Hire of Palms per unit per function For functions that are to the benefit of the community and the upliftment of the City.	R165	R171	3,70%
	Damages incurred to plants and decorative features while on loan/hire are for the account of the organization.			
2	City Hall – Main Hall			
	Wings of Stage	R1 464	R1 518	3,70%
	Full Stage	R14 694	R15 238	3,70%
	Reception Point	R1 453	R1 507	3,70%
	Organ Steps	R2 917	R3 025	3,70%
	Base of Stage	R3 665	R3 801	3,70%
	Foliage Division	R3 665	R3 801	3,70%
	Palms around the Hall	R2 576	R2 671	3,70%
3	City Hall – Other Decorations			
	Water Feature (5m diam)	R13 208	R13 697	3,70%
	Fountain (1-1.5m diam)	R1 827	R1 895	3,70%
	Two meter diameter Decoration	R1 464	R1 518	3,70%
4	Sale of Plants			
4.1 Trees, Shrubs and Ground cover				
	Nursery Bag Size 1 (3l)			
	Wholesale	R33	R34	5,00%
	Retail	R44	R46	5,00%
	Nursery Bag (5l)			
	Wholesale	R77	R80	3,70%
	Retail	R110	R114	3,70%
	Nursery Bag Size 4 (8l)			
	Wholesale	R110	R114	3,70%
	Retail	R165	R171	3,70%
	Nursery Bag Size 6 (20l)			
	Wholesale	R154	R160	3,70%
	Retail	R286	R297	3,70%
	Nursery Bag (50l)			
	Wholesale	R528	R548	3,70%
	Retail	R1 101	R1 141	3,70%
	Nursery Bag (100l)			
	Wholesale	R704	R731	3,70%
	Retail	R1 431	R1 484	3,70%

**COMMUNITY SERVICES  
SPORT AND RECREATION  
Horticulture**

<u>Production and Display</u>		<b>2025/26 Excl.Vat</b>	<b>2026/27 Excl.Vat</b>	<b>% Incr</b>
4.2 Seedlings	Per Seedling			
	Wholesale	R11	R11	3,70%
	Retail	R11	R11	3,70%
4.3 Cuttings	Depending on size and species, contract grown in trays of 80 or loose:			
	Wholesale	R11	R11	3,70%
	Retail	R22	R23	3,70%
5	Hire of Park Facilities Alexandra Park, Exclusive use of a specific area in the Park for Functions: Weddings, Wedding receptions, Gatherings etc. end of the year parties (per day or part thereof)	R965	R1 000	3,70%
	Use per 15 amp Plug Point	R132	R137	3,70%
6	Hire of Demo Gardens, Percy Taylor Rockery, Mayor's Garden (Alexandra Park) and Wylie Park Recreation Functions: Weddings, Wedding receptions, end of the year parties etc. (per day or part thereof)	R3 665	R3 801	3,70%
	Use for photo sessions (per hour or part thereof)	R156	R162	3,70%
7	Hire of Wylie Park Gardens Functions: Weddings, Wedding receptions, end of the year parties etc. (per day or part thereof)	R3 665	R3 801	3,70%
	Use for photo sessions (per day or part thereof)	R165	R171	3,70%
8	Commercial and Non Commercial Events			
(a)	Hire by clubs, associations, schools,welfare & religious organisations (per day) If a gate levy is charged then the hire fee will either be 15% of gross gate levy or the tariff , which ever is greater (for non commercial purposes)	R11 790	R12 227	3,70%
(b)	Hire by other persons (per day or part thereof). Hire by commercial users (per day) or part thereof where gate levy is charged or for commercial purposes, such as advertising, concerts, conventions etc. (Commercial)	R14 738	R15 283	3,70%
(c)	Meetings arranged by Councillors for the purpose of informing and educating the community on matters directly affecting them subject to the approval by the Deputy Head : PLC or his nominee and that hires paying the full tariffs will have preference.	No Charge	No Charge	
(d)	Hire of a non-sporting event where "setting up" is required, prior to the day of the event. (Per day or part thereof)	R1 474	R1 528	3,70%
(e)	Hire by users to promote a merchandise / products, where a gate levy is not charged:			
	Commercial users	R14 738	R15 283	3,70%
	(i) Non Profit organisations	R14 738	R15 283	3,70%
	(ii) Council Events	No Charge	No Charge	

The GM: Community Services and and Manager: Recreational & Sporting be granted delegated authority to waive charges in respect of item 1,5 and 6 for institutional activities of political, educational, cultural or sporting bodies recognized by the Council.

**COMMUNITY SERVICES  
SPORT AND RECREATION  
Pool Tariffs**



Swimming Pool Tariffs

**Summer**

Buchanan St. Pool  
Berg St. Pool  
Pilditch Pool  
Olympic Pool  
Alexandra Pool  
Eastwood Pool  
Sobantu Pool

**Winter**

		2025/26 Excl.Vat	2026/27 Excl.Vat	% Incr
1	Buchanan St. Pool			
	Daily Adults	Summer R17	R17	3,70%
		Winter R23	R24	3,70%
	Junior (U-16 and Scholars)	Summer R11	R12	3,70%
		Winter R17	R17	3,70%
	Scholars accompanied by teacher in official groups	Summer R4	R5	3,70%
		Winter R9	R9	3,70%
	Minimum Charge	Summer R33	R34	5,00%
		Winter R48	R49	5,00%
	2	Monthly Adults	Summer R144	R149
		Winter R166	R173	3,70%
Junior (U-16 and Scholars)		Summer R107	R110	3,70%
		Winter R128	R133	3,70%
Season Tickets Adults		Summer R563	R584	3,70%
		Winter R563	R584	3,70%
Juniors		Summer R304	R316	3,70%
		Winter R341	R354	3,70%

**COMMUNITY SERVICES  
SPORT AND RECREATION  
Pool Tariffs**

		<b>2025/26 Excl.Vat</b>	<b>2026/27 Excl.Vat</b>	<b>% Incr</b>
3	The GM: Community Services and and Manager: Recreational & Sporting be granted delegated authority to waive the above charges in special circumstances for schools or organized groups such as street children, orphanages, municipal development programs etc. that make use of the facilities.			
4	Social Welfare Pensioners will be admitted free of charge.	No Charge	No Charge	
5	Use of the pool by professional swimming coach: To instruct competitive swimmers: Per hour or part thereof	R283	R293	3,70%
6	Hire of Pool for summer Galas per morning or afternoon session per evening session	R728 R998	R755 R1 035	3,70% 3,70%
7	Hire of pool for bona fide swimming Club Nights Summer Mondays to Fridays only Per half hour or part thereof  Hire of Buchanan pool (Winter) Per half hour or part thereof	R117   R128	R122   R133	3,70%   3,70%
(Provided that in respect of the tariffs under item 6, there shall be a minimum charge payable at the rate prescribed for hire for a half hour, or part thereof, for every night a pool is hired, irrespective of whether any use is made of such pool by the hirer that night. In respect of items 5 & 7 the use of pools must be after public bathing times.)				
8	Use of electronic timing system at Alexandra Pool: Per morning or afternoon session Per evening session	R470 R680	R487 R706	3,70% 3,70%
9	Admission tickets other than monthly and season tickets shall be valid only in respect of the particular pool at which they were bought.			
10	Super tube per hour (exclusive use)	R598	R620	3,70%
	Casual Rides per half hour (exclusively used by groups)	R304	R316	3,70%
	Casual Rides per half hour (per person)	R304	R316	3,70%
11	The Community Services Committee reserves the right to allow free use of swimming pools by the public on specified days or hours of the day.			
12	Fees for Hire a Lopey House VIP Ticket for Lopey House	R250 000 R5 000	R259 250 R5 185	3,70% 3,70%

**COMMUNITY SERVICES  
SPORT AND RECREATION  
Sport and Recreation Facilities**

		<b>2025/26 Excl.Vat</b>	<b>2025/26 Excl.Vat</b>	<b>% Incr</b>
<u>Sport and Recreation Facilities</u>				
1	Fleamarkets: Per day or part thereof			
	Maritzburg Oval Arts and Crafts Market Site (Alexandra Park)	R3 811	R3 952	3,70%
	Upmarket Site (Next to Kershaw Park Tennis Courts)	R3 048	R3 161	3,70%
	Public Open spaces or sport facility sites	R1 067	R1 106	3,70%
	Electricity per 15 amp plug per day	R163	R169	3,70%
2	Fee for the hire of grounds excluding floodlight, material and special preparation and cleaning:			
	Oval per day or part thereof	R1 989	R2 062	3,70%
	Training session – three hours	R187	R194	3,70%
	Fee for the hire of Harry Gwala Stadium			
	Excluding floodlights, material, marking and special preparation and cleaning			
	Per day or part thereof	R13 159	R13 646	3,70%
	Refundable Deposit	R13 159	R13 646	3,70%
	Use of functions room			
	Per day or part thereof	R5 271	R5 466	3,70%
	Use of field for training purposes			
	Per hour	R671	R695	3,70%
	Caluza Sport facility			
	Field			
	Between 07:00-12:00	R212	R220	3,70%
	Between 12:00-18:00	R212	R220	3,70%
	Between 18:00-24:00	R212	R220	3,70%
	Full Day	R367	R380	3,70%
	Sport Hall			
	Full Day or part there of	R4 075	R4 226	3,70%
	Refundable Deposit	R4 075	R4 226	3,70%
	Northdale/Imbali Stadium/s			
	Between 07:00-12:00	R879	R911	3,70%
	Between 18:00-24:00	R795	R824	3,70%
	All other soccer/rugby/grass hockey/polocrosse and cricket fields			
	Between 07:00-12:00	R213	R221	3,70%
	Between 12:00-18:00	R213	R221	3,70%
	Between 18:00-24:00	R213	R221	3,70%
	Full Day	R366	R379	3,70%
	Seasonal Lease by associations, clubs, federations per	R2 435	R2 525	3,70%
	Astro Hockey Field			
	Between 07:00-12:00	R670	R694	3,70%
	Between 12:00-17:00	R670	R694	3,70%
	Between 17:00-24:00	R670	R694	3,70%
	Wadley Stadium			
	Between 07:00-12:00	R670	R694	3,70%
	Between 12:00-17:00	R670	R694	3,70%
	Tennis/netball/volleyball/combi court			
	with lights per hour	R78	R81	3,70%
	without lights per hour	R66	R68	3,70%
	Squash Courts per hour	R66	R68	3,70%
3	All Sport Halls			
	For use by schools or sport associations per hour	R131	R136	3,70%
	Non sport associations per six hours or part thereof	R823	R853	3,70%
	Deposit (Refundable)	R791	R821	3,70%
4	Hire of sportsfield for non-sporting events	R4 042	R4 192	3,70%

**COMMUNITY SERVICES  
SPORT AND RECREATION  
Sport and Recreation Facilities**

		<b>2025/26 Excl.Vat</b>	<b>2026/27 Excl.Vat</b>	<b>% Incr</b>
4	Floodlight fees per hour			
	Oval – Level 1	R879	R911	3,70%
	- Level 2	R1 385	R1 437	3,70%
	- Level 3	R2 038	R2 113	3,70%
	Harry Gwala	R3 299	R3 421	3,70%
	Northdale Stadium	R807	R837	3,70%
	Protea Center – Ground Number 1	R244	R253	3,70%
	Protea Center – Ground Number 2	R185	R192	3,70%
	Dales Park Soccer	R185	R192	3,70%
	Dales Park Rugby	R185	R192	3,70%
	Dare Osborne	R185	R192	3,70%
	Qokololo			
	Ashdown	R185	R192	3,70%
	Sobantu	R185	R192	3,70%
	Wadley Stadium	R185	R192	3,70%
	AB Jackson Hockey Field	R1 064	R1 103	3,70%
	All other fields with Lights	R185	R192	3,70%
5	Three phase power – all facilities	R4 196	R4 351	3,70%
6	Equipment Hire Charge			
	Refundable Deposit	R1 217	R1 262	3,70%
	Daily Hire Charge	R185	R192	3,70%
	<b>SPORTSFIELDS</b>			
(a)	Hire by clubs, associations, schools,welfare & religious organisations (per day) If a gate levy is chargedthen the hire fee will either be 15% of gross gate levy or the tariff , which ever is greater (for non commercial purposes)	R13 040	R13 522	3,70%
(b)	Hire by other persons (per day or part thereof). Hire by commercial users (per day) or part thereof where gate levy is charged or for commercial purposes, such as advertising, concerts, conventions etc. (Commercial)	R16 300	R16 903	3,70%
(c)	Meetings arranged by Councillors for the purpose of informing and edducating the community on matters directly affecting them subject to the approval by the Deputy Head : PLC or his nominee and that hires paying the full tariffs will have preference.	No Charge	No Charge	
(d)	Hire of a non-sporting event where "setting up" is required, prior to the day of the event. (Per day or part thereof)	R1 630	R1 690	3,70%
(e)	Hire by users to promote a mechandise / products, where a gate levy is charged:			
	Commercial users	R16 300	R16 903	3,70%
	(i) Non Profit organisations	R16 300	R16 903	3,70%
	(ii) Council Events			


**SPORT AND RECREATION**  
Sport and Recreation Facilities

		2025/26 Excl.Vat	2026/27 Excl.Vat	% Incr
7	<b>Athletics Track Stadium</b> <b>Day 7:00 to 17:00</b>			
	Refundable Deposit	R4 075	R4 226	3,70%
	Stadium Hire per day W/ VIP	R16 300	R16 903	3,70%
	Stadium Hire per day W/O VIP	R13 040	R13 522	3,70%
	Stadium Hire per Hour in excess of booking per day only	R733	R761	3,70%
	VIP Suite / Meeting Room per day or part thereof	R3 260	R3 381	3,70%
	Schools/Clubs excl. Floodlights per hour minimum of three hours Deposit			
	Concert/ Religious/Non Athletics event per day Deposit	R40 749 R13 040	R42 257 R13 522	3,70% 3,70%
	<b>Floodlights Charges</b>			
	Floodlights per hour	R3 260	R3 381	3,70%
	Schools/Clubs excl. Floodlights per hour minimum of three hours	R815	R845	3,70%
	<b>Athletics Meetings</b>			
	International	Removed and included in Prestige & International		
	Prestige( International )			
	National	R32 600	R33 806	3,70%
	Provincial	R24 450	R25 354	3,70%
	Invitational	R16 300	R16 903	3,70%
	Regional	R16 300	R16 903	3,70%
	Inter-schools	R8 150	R8 451	3,70%
	Schools	R8 150	R8 451	3,70%
		R4 075	R4 226	3,70%
	<b>Daily Coaching Activities</b>			
	Registration Fee Coaches per annum	R1 630	R1 690	3,70%
	Private Coaches Registered with Stadium per month	R244	R254	3,70%
	School Groups Registered with Stadium per month/ per athlete	R81	R85	3,70%
	School Athletes Sponsored per month / per athlete	R81	R85	3,70%
	Individual Athletes / Self Coached per month	R163	R169	3,70%
	Gymnasium Members per annum	R2 445	R2 535	3,70%
	<b>Use of Equipment</b>			
	Hire of timing equipment ( excluding operator) (Use of stadium operator only)	R3 260	R3 381	3,70%
	Other equipment ( Track and field equipment) User is liable for any and all damages/breakage	R8 150	R8 451	3,70%
	<b>Commercial Contract</b>			
	Suite Leases - Annual	R35 207	R36 510	3,70%
	Suite Leases - Event	R8 150	R8 451	3,70%
	Gymnasium Lease	R81 499	R84 514	3,70%
	<b>Category</b>			
	Restaurant Caterin Contract per annum	R16 300	R16 903	3,70%
	Office Rental per month	R1 630	R1 690	3,70%
	Sports Shop Athletics per month	R3 260	R3 381	3,70%
	Overtime /Cleaning Charges per hour as per municipal staff rates			
	<b>Advertising and Sponsorship</b>			
	Advertisng around the Track per advertising board	R5 868	R6 085	3,70%
	Naming Rights dependant on market drive			
	Event Sponsorship dependant on marketing drive			
8	Hire of Bisley Valley and Ferncliffe Nature Reserves Resource Centres			
	Per Day or part thereof	R1 020	R1 058	3,70%
	Refundable Deposit	R686	R711	3,70%
9	The The GM: Community Services and and Manager: Recreational & Sporting be granted delegated authority to waive the above charges in special circumstances for schools or organized groups such as street children, orphanages etc. that makes use of the facilities			

**COMMUNITY SERVICES  
SPORT AND RECREATION  
Libraries**

		<b>2025/26 Excl.Vat</b>	<b>2026/27 Excl.Vat</b>	<b>% Incr</b>
1	Over due materials			
(a)	Fines for overdue books, audio-visual material and other media (Excluding videos and DVD's)			
	<u>Adults</u>			
	10 days grace			
	per book or item per week for 8 weeks	R2,03	R2,11	3,70%
	maximum fine per book or item	R9,87	R10,23	3,70%
	maximum fine per adult member	R93,73	R97,20	3,70%
	<u>Children &amp; Young Adults</u>			
	10 days grace			
	per book or item per week for 5 weeks	R2,03	R2,11	3,70%
	maximum fine per book or item	R9,87	R10,23	3,70%
	maximum fine per juvenile or young adult member	R93,73	R97,20	3,70%
(b)	Fines for overdue videos and DVD's			
	<u>Adults, children and young adults</u>			
	No grace period			
	per item per day for 8 days	R2,03	R2,11	3,70%
	maximum fine per item	R9,87	R10,23	3,70%
2	Damaged Books			
	Torn pages – per page	R7,81	R8,10	3,70%
	Torn or lost book barcode – per barcode	R23,43	R24,30	3,70%
	Torn book pockets	R12,50	R12,96	3,70%
	Damage to book spine	R15,62	R16,20	3,70%
	Damage to book – to be assessed on return to librarian			
3	Lost Books			
	Original purchase price			
4	Membership Fees			
	Membership			
	Replacement barcode	R18,75	R19,44	3,70%
	Replacement pockets - each	R6,25	R6,48	3,70%
5	Photocopy Charges			
	For every photocopy of an A4 size page or part thereof	R0,94	R0,97	3,70%
	For every photocopy of an A3 size page or part thereof	R2,03	R2,11	3,70%
<b>Note:</b>	These photocopy charges apply to the Library only. The photocopy charges reflected elsewhere in this document apply to the business units specified.			
6	Laser Printing			
	Colour	R18,75	R19,44	3,70%
	Black & White	R4,69	R4,86	3,70%
7	Hire Charges (bookings only within library hours)			
	Non-Government Organisations (NGO's)			
	per hour or part thereof			
	Auditorium	R187,47	R194,40	3,70%
	Boardroom	R187,47	R194,40	3,70%

**COMMUNITY SERVICES**  
**PUBLIC SAFETY AND EMERGENCY SERVICES**  
Fire and Emergency Services



<b>2025/26</b>	<b>2026/27</b>	
Incl.Vat	Incl.Vat	% Incr

Except as is specifically otherwise provided, these tariffs determine the fees payable by a Controlling Authority, Governing Body or any other person in terms of Section 10 (1) of the Fire Brigade Services Act 99 of 1987 on whose behalf the Fire and Rescue Services of the Msunduzi Council is applied outside or inside the area of jurisdiction of the Council:

- (a) For the attendance of services
- (b) For the use of the services and any equipment, or
- (c) For any material consumed

Any person who feels aggrieved by an assessment of the charges raised may within 14 days after receipt of that assessment object in writing against that assessment as such, or the amount thereof, to the Municipal Manager of the Msunduzi Council, whereby the Council may confirm, alter or revoke the assessment.

**Tariff of Charges for Services Rendered at Fire and Special Service Incidents**

1	For Services Rendered at Incidents Classified as Fire and Rescue: per hour or part thereof			
	1,1 Structural	R3 210,37	R3 329,15	3,70%
	1,2 Transport	R2 557,15	R2 651,77	3,70%
	1,3 Fire – Vegetation, Grass, Bush, Rubbish or Plantation	R2 086,88	R2 164,10	3,70%
	1,4 Fire – Hazmat	R3 210,37	R3 329,15	3,70%
	1,5 Fire – Other	R1 997,00	R2 070,89	3,70%
	1,6 Special Service – Transport	R1 600,97	R1 660,21	3,70%
	1,7 Special Service – Structural	R1 600,97	R1 660,21	3,70%
	1,8 Special Service – Hazmat	R3 210,37	R3 329,15	3,70%
	1,9 Special Service – Water	R1 600,97	R1 660,21	3,70%
	1,10 Special Service – Other	R1 600,97	R1 660,21	3,70%
	1,11 Out of Area	R1 600,97	R1 660,21	3,70%
	<b>Applicable rate as per incident plus 50% of applicable category plus charge</b>			
	1,12 For consumables used at any incident			
	<b>Cost of consumables used plus 15%</b>			
2	Tariff of Charges in respect of the attendance & employment of Special Appliances and Plant to Fire & Rescue incidents			
	For the attendance and employment (per hour or part thereof) of a:			
	2,1 High Rise Fire fighting Appliance	R1 600,97	R1 660,21	3,70%
	2,2 Water Foam Carrier	R1 600,97	R1 660,21	3,70%
	2,3 Foam Tanker and / or Foam Service Vehicle	R1 600,97	R1 660,21	3,70%
	2,4 Mobile Lighting Unit	R1 600,97	R1 660,21	3,70%
3	Tariff of Charges in respect of the employment of Outside Agencies at any incident			
	For costs incurred as a result of the employment of an outside agency in:			
	3.1 the mitigation of any incident			
	<b>Cost incurred plus 15% of applicable charge</b>			
4	Tariff of Charges in respect of Fire Prevention Services			
	4,1 For the attendance of staff at stage/theatre performances standby duty and the like, per staff member			
	First Hour	R320,19	R332,04	3,70%
	Per Hour thereafter	R171,33	R177,67	3,70%
	4,2 For scheduled inspections, consultations, inspections of safety exits & appliances in public buildings			
	First Hour	R320,19	R332,04	3,70%
	Per Hour thereafter	R157,29	R163,11	3,70%
	4,3 For the monitoring of direct alarm links – per alarm p.m.	R241,55	R250,49	3,70%
	4,4 For a certified copy of a fire report - per copy	R320,19	R332,04	3,70%
	4,5 For issuing a certificate of Registration - per certificate	R75,84	R78,64	3,70%
	4,6 For issuing a certificate of Competence – per certificate	R800,49	R830,10	3,70%
	4,7 For a copy of a Fire Investigation Report - per copy	R1 190,90	R1 234,96	3,70%
	4,8 For the monitoring of non-emergency telephone lines (after hours complaints etc) – per line per annum	R50 096,38	R51 949,94	3,70%

**COMMUNITY SERVICES**  
**PUBLIC SAFETY AND EMERGENCY SERVICES**  
Fire and Emergency Services

	<b>2025/26</b>	<b>2026/27</b>	
	<b>Incl.Vat</b>	<b>Incl.Vat</b>	<b>% Incr</b>
5	Tariff of Charges in respect of Professional Fire Fighting and Rescue Training Course		
	(Per Candidate excluding course materials, accommodation etc.)		
5,1	R17 015,24	R17 644,81	3,70%
5,2	R5 659,58	R5 868,98	3,70%
5,3	R2 637,39	R2 734,97	3,70%
5,4	R7 561,08	R7 840,84	3,70%
5,5	R7 066,75	R7 328,22	3,70%
5,6	R1 123,49	R1 165,06	3,70%
5,7	R1 123,49	R1 165,06	3,70%
5,8	R2 266,64	R2 350,50	3,70%
5,9	R3 780,54	R3 920,42	3,70%
5,10	R370,75	R384,47	3,70%
5,11	R2 270,03	R2 354,03	3,70%
5,12	R4 538,90	R4 706,84	3,70%
5,13	R185,38	R192,23	3,70%
6	Tariff of Charges for the Certification for Fire Fighting 1 & 2 (Challenging) at 10% of Course Fee (Per Candidate)		
6,1	R1 696,47	R1 759,24	3,70%
6,2	R561,74	R582,53	3,70%
6,3	R261,21	R270,88	3,70%
6,4	R752,74	R780,59	3,70%
6,5	R752,74	R780,59	3,70%
6,6	R752,74	R780,59	3,70%
7	Tariff of Charges for the Use of Training Staff and Facilities		
7,1	For the use of Lecture rooms and facilities for the purposes of seminars and symposia per lecture room per day		
	R1 190,90	R1 234,96	3,70%
7,2	For the attendance of training personnel on training courses out of the area of jurisdiction. per lecture per day		
	R800,49	R830,10	3,70%
7,3	For the attendance of training personnel at accreditation for emergency service courses/challenges held in terms of regulations framed under IFSAC – (International Fire Services Accreditation Committee) per module per candidate		
	R396,03	R410,68	3,70%
7,4	Re-Issue of Certificates		
	<b>Cost plus 15% of applicable IFSAC tariff</b>		
8	Tariff of Charges in respect of Hose Charges		
8,1	R311,77	R323,30	3,70%
8,2	Testing, scrubbing and drying of Hazmat contaminated hose - per length		
	R626,35	R649,52	3,70%
	<b>plus cost of any consumables used in decontamination plus 15% of cost of consumables</b>		
8,3	R311,77	R323,30	3,70%
8,4	R311,77	R323,30	3,70%
	<b>plus materials at cost plus 15%</b>		
9	Tariff of Charges in respect of the attendance & employment of Special Appliances and Plant to standby at sports & special events		
	For attendance and employment (per hour or part thereof)		
9,1	R827,49	R858,10	3,70%
9,2	R413,74	R429,05	3,70%
9,3	R413,74	R429,05	3,70%
9,4	R827,49	R858,10	3,70%
9,5	R413,74	R429,05	3,70%

**COMMUNITY SERVICES**  
**PUBLIC SAFETY AND EMERGENCY SERVICES**  
Fire and Emergency Services

	2025/26 Incl.Vat	2026/27 Incl.Vat	% Incr
10	Tariff of Charges in respect of Various Miscellaneous Services and Hire Charges per hour or part thereof in respect of 10.1 – 10.4		
10,1	R595,45	R617,48	3,70%
10,2	R595,45	R617,48	3,70%
10,3	R595,45	R617,48	3,70%
10,4	R595,45	R617,48	3,70%
10,5	In addition to the above applicable charge, mileages for out of area call- outs are as follows - per km		
	Heavy duty vehicles	R14,89	3,70%
	Light duty vehicles	R8,94	3,70%

**All tariffs reflected above are inclusive of VAT**

- 11 **General Comments:**
- 11,1 Any Fire, Rescue or other emergency incident involving property or activities of the Msunduzi Municipality shall not attract charges.
- 11,2 Any incident of a humanitarian nature or request for assistance of a humanitarian nature shall not attract charges.
- 11,3 Services performed in the assistance of Community projects or departmental public relations exercises and displays shall not attract charges.
- 11,4 The applicable attendance rate charge shall be calculated from the time that the first arriving appliance is in attendance at an incident until the last departing appliance leaves the scene at the conclusion of the incident, due allowances being made for breakdown or mishap or time occupied by relief personnel.
- 11,5 When the time used to calculate the applicable attendance rate charge is less than 30 minutes no charge shall be raised.
- 11,6 Explanation of Terminology:
- i) **Hazmat** stands for Hazardous Material and refers to incidents that involve materials and chemicals that **require an extraordinary response and the use of specialist equipment in order to resolve the incident.**
  - ii) **Out of Area** means a response to any physical location that is outside of the recognised area of jurisdiction of the Msunduzi Municipality.
  - iii) **Structural** means any building regardless of construction type or occupancy.
  - iv) **Transport** means mechanical transportation of any means.
- 11,7 Whenever the Chief Fire Officer deems it necessary in the interests of public safety and in order to preserve life and property and as often as he thinks fit, arrangements shall be made for an inspection and/or attendance service to be provided in respect of premises used as public buildings or sports and recreational events.
- 11,8 The following persons shall be jointly and severally liable to th this section:
- 11.8.1 The owner/s of all property damaged or destroyed or under threat of damage or destruction by fire, accident or other mishap in respect of which the service is rendered or the materials are supplied.
  - 11.8.2 The person or owner or the owner's spouse, child, employee or agent whose wrongful act or omission was the direct cause of the circumstances which make the rendering of the service necessary in the opinion of the Chief Fire Officer or any other officer acting with his authority.
  - 11.8.3 The person responsible or whose alarm system was responsible for the summoning of the service where, in the opinion of the Chief Fire Officer, such summoning was unwarranted, or was no reasonable justification thereof.

**COMMUNITY SERVICES**  
**PUBLIC SAFETY AND EMERGENCY SERVICES**  
Traffic and Security

		<b>2025/26</b>	<b>2026/27</b>	
		<b>Excl.Vat</b>	<b>Excl.Vat</b>	<b>% Incr</b>
1	The Removal of Light Motor Vehicles from Public Roads and Public Spaces			
2	Release of Impounded Vehicles	R1 222,14	R2 444,28	100,00%
3	Impounding Fees per day	R134,04	R268,08	100,00%
4	Escort Fee (per officer per hour)	R717,51	R744,06	3,70%
5	Traffic Officer for By-Law 23A (Council Resolution)	NO CHARGE	NO CHARGE	
6	1) Parking metre for 30 minutes	R7,00	R7,26	3,70%
	2) Parking Harry Gwala and Athletics Stadium per day	R20,00	R20,74	3,70%
7	Service of Summons:			
	Personal	R87,35	R90,58	3,70%
	Non-Personal	R66,69	R69,16	3,70%
8	Events (per officer per hour)	R315,39	R327,06	3,70%
9	Taxi Stand Permits	R488,86	R506,94	3,70%
10	Permit Application	R185,96	R192,84	3,70%
11	Late Applications for the Renewal of Taxi Stand Permits	R185,96	R192,84	3,70%
12	Junior Traffic Centre	R1 115,77	R1 157,05	3,70%
<b>13</b>	<b>Wheel Clamp</b>		<b>R500,00</b>	<b>New</b>

**INFRASTRUCTURE SERVICES**  
Electricity Management

**2025/26**  
**Excl.Vat**

**2026/27 As per Nersa**  
**Excl.Vat Approval**

**Key Tariff Rules applicable to Domestic Tariffs**

1. Customer is allowed one free MCB change per 12 months period, however a customer who is reducing the MCB needs to understand that any future request for MCB size increase may attract MCB size increase fees and shall be subject to availability of such demand in that network.
2. Customer are allowed to migrate from credit to prepaid but if the customer has chosen to do so, the same customer will not be allowed to migrate back to credit - this is due to the fact that the Municipality is intending to phase out credit system and migrate all customers to prepaid system. Therefore the customer should do their analysis properly before an application to migrate is lodged with the Municipality.
3. The supply provided as per the application for new supply or for an upgrade will only be changed after 12 months of taking supply, the application for a downgrade of MCB within the first 12 months of taking supply may not be entertained.
4. The act of scratching the MCB, replacing Municipal MCB with other MCBs and any other interference with the MCB is regarded as tampering, any customer whose MCB has been found to be scratched, replaced with other MCBs, or interfered with in any way will be dealt with in terms of Debt collection and Credit control Policy and Electricity Bylaws.
5. Any domestic supply that takes supply greater than 70 kVA shall be classified as large power user and be charged a standard tariff of either C Scale or TOU. There shall be no concession on this matter
6. **ADDITIONAL METERS**
  - 6.1 Application for additional meters will be up to 1 only, a request for a further additional meter will result in an application for a 3 phase supply with one 3 phase 4 wire meter.
  - 6.2 Application for additional 3 phase meters will be processed, if the combined load exceeds 100A per phase, the application will be treated as a business and the appropriate tariff will apply

**Scale A: Domestic (Credit Metered Supply)**

1	A.I Single-Phase <b>Supplies from 20A</b> up to 80A –		
	Basic Charge per month	R57,91	R61,90
	Access/Availability per amp per phase per month	R21,44	R22,92
	Energy Charge per kWh (cents)	211,98	226,60
2	<b>Scale A.2 Alternative Tariff Void of Access/Availability Charge - 20 to 100 Amps 1 phase</b>		
	Basic Charge per month		385,23 NEW
	Energy Charge per kWh (cents) for a 20 Amps Supply		300,65 NEW
	Energy Charge per kWh (cents) for a 30 - 40 Amps Supply		318,67 NEW
	Energy Charge per kWh (cents) for a 50 - 60 Amps Supply		346,38 NEW
	Energy Charge per kWh (cents) for a 80 - 100 Amps Supply		374,09 NEW
3	<b>Scale A.3 Three Phase Supplies from 5A</b> up to 100A		
	Basic Charge per month	R 96,50	R 103,16
	Access/Availability per amp per phase per month	R15,80	R16,89
	Energy Charge per kWh (cents)	211,98	226,60

**INFRASTRUCTURE SERVICES**  
Electricity Management

	2025/26 Excl.Vat	2026/27 As per Nersa Excl.Vat Approval
Scale S: Domestic (Prepaid metered supply)		
<b>Scale S0: Domestic Indigent 20 Amp</b>		
Qualifying Indigent consumers will receive the first 70kWh of electricity free.		
<b>Conditional on being on Prepaid with 20 Amps Current limiting breaker</b>		
4	Energy Charge only (cents) No Basic Charge	254,18 271,71
<b>Scale S1: Domestic Life Line Tariff 20 Amp</b>		
5	Energy Charge only (cents) No Basic Charge	293,63 313,90
<b>Scale S2: Domestic Straight Line Tariff - 40 Amps 1 phase</b>		
5.1	Energy Charge only (cents) <b>Basic Charge (Included in the Municipal Bill/or deducted by Vending System) per month</b>	293,63 R0,00 313,90
<b>Scale S3.1: Domestic Straight Line Tariff - 60 Amps 1 phase</b>		
5.2	Energy Charge only (cents) <b>Basic Charge (Included in the Municipal Bill/or deducted by Vending System) per month</b>	337,94 R0,00 361,26
<b>Scale S3.2: High End Two Part Tariff - 60 to 100 Amps 1 phase</b>		
5.3	Energy Charge only (cents) Basic Charge - 20 to 40 Amps Supply (Included in the Municipal Bill/or deducted by Vending System) per month Basic Charge - 60 Amps Supply (Included in the Municipal Bill/or deducted by Vending System) per month Basic Charge - 80 - 100 Amps Supply (Included in the Municipal Bill/or deducted by Vending System) per month	385,23 R240,58 R300,74 R375,91 411,81 R257,18 R321,49 R401,84
<b>COMMERCIAL PREPAID SINGLE PHASE - TARIFF IMPLEMENTATION UNDER TEMPORARY SUSPENSION</b>		
<b>Scale S3.3: High End Two Part Tariff - 20 to 100 Amps 1 phase</b>		
5.4	Energy Charge only (cents) Low End - Basic Charge - 20 - 40 Amps Supply (Included in the Municipal Bill/or deducted by Vending System) per month Medium End - Basic Charge - 60 Amps Supply (Included in the Municipal Bill/or deducted by Vending System) per month High End - Basic Charge - 80 Amps Supply (Included in the Municipal Bill/or deducted by Vending System) per month	376,94 R240,58 R300,74 R375,91 402,95 R257,18 R321,49 R401,85
<b>Scale S4: 3 Phase Two Part Tariff -20 to 100 Amps 3 phase</b>		
5.5	Energy Charge only (cents) Basic Charge - 20 Amps Supply (Included in the Municipal Bill/or deducted by Vending System) per month Basic Charge - 40 Amps Supply (Included in the Municipal Bill/or deducted by Vending System) per month Basic Charge - 60 Amps Supply (Included in the Municipal Bill/or deducted by Vending System) per month	384,96 R360,86 R706,20 R1 127,70 411,52 R385,76 R754,93 R1 205,52
<b>COMMERCIAL PREPAID THREE PHASE - TARIFF IMPLEMENTATION UNDER TEMPORARY SUSPENSION</b>		
<b>Scale S5: High End Two Part Tariff - 60 to 100 Amps per phase</b>		
5.6	Energy Charge only (cents) Low End - Basic Charge - 20 - 40 Amps Supply (Included in the Municipal Bill/or deducted by Vending System) per month Medium End - Basic Charge - 60 Amps Supply (Included in the Municipal Bill/or deducted by Vending System) per month High End - Basic Charge - 80 Amps Supply (Included in the Municipal Bill/or deducted by Vending System) per month	385,23 R240,58 R300,75 R375,91 411,81 R257,18 R321,49 R401,85
<b>Scale TD1: Time Of Use Domestic Single Phase</b>		
Supply Metered by a Smart Meter <b>(Conditional on Municipality rolling out Smart Meters to Community)</b>		
6	Scale TD.1 Time Of Use Domestic Single Phase Basic Charge per month Capacity charge per kVA per month	R116,61 R21,45 R124,65 R22,93
	Energy charge c/kWh (Periods as per shown in table below - public holidays treated as normal day)	
	High Demand: (June, July, August)	
	Peak	746,43 797,94
	Standard	244,06 260,90
	Off Peak	145,93 156,00
	Low Demand: (Other Months)	
	Peak	262,17 280,26
	Standard	189,09 202,13
	Off Peak	130,10 139,08

**INFRASTRUCTURE SERVICES**  
Electricity Management

	2025/26 Excl.Vat	2026/27 As per Nersa Excl.Vat Approval
<b>Scale TD2: Time Of Use Domestic Three Phase</b>		
Supply Metered by a Smart Meter (Conditional on Municipality rolling out Smart Meters to Community)		
7 Scale TD.2 Time Of Use Domestic Three Phase		
Basic Charge per month	R181,15	R193,65
Capacity charge per kVA per month	R15,50	R16,57
Energy charge c/kWh (Periods as per shown in table below - public holidays treated as normal day)		
High Demand: (June, July, August)		
Peak	746,44	797,94
Standard	245,47	262,41
Off Peak	145,93	156,00
Low Demand: (Other Months)		
Peak	257,32	275,07
Standard	185,60	198,40
Off Peak	127,69	136,50

**Key Tariff Rules applicable to Non Domestic Tariffs**

1. All customers who are on tariffs with Demand Charge, will only be allowed one Maximum Notified Demand [MND] change per 12 months period, however the peak demand recorded will run for 12 months.
2. The MND supplied with application for new supply or for an upgrade will only be changed after 12 months of taking supply, the application for a downgrade of MND within the first 12 months of taking supply shall not be entertained
3. The customer who is reducing the demand for longer than 12 months needs to understand that any future request for demand shall attract demand increase fees and will be subject to availability of such demand.
4. Each request for demand increase or decrease shall be investigated, upon receipt of written application from the customer, the response shall be given to the customer in writing with conditions for such change of scale, and where cost are applicable
5. Any Customer whose Maximum Notified Demand [MND] exceeds the contracted NMD for more than one month without making application to Electricity to upgrade the supply [to increase NMD], will be charged 20% more for the extra demand until the application is processed and electricity department offers to increase MND after all the relevant fees are paid and works where necessary. The Municipality reserves the right to cut the supply off after warnings has been issued and not adhered to.
6. The minimum demand charge per month payable by the consumer shall be an amount calculated as aforesaid on the basis of 70% of the highest of the previous twelve months highest maximum in kVA, whichever is the higher maximum demand in kVA notified to the City Electrical Engineer by the consumer or 70%
7. All customers will be allowed one tariff scale change for any 12 months period and such change will run for full 12 months before any tariff change is allowed. No tariff change will be allowed from TOU to any other tariffs.
8. Reactive energy charge: A charge for all reactive energy which exceed 30% of the real energy (kWh) per half hour period in the peak and standard periods only (c/kvarh)

**INFRASTRUCTURE SERVICES**

Electricity Management

		2025/26	2026/27 As per Nersa
		Excl.Vat	Excl.Vat Approval
<b>Scale B: Small Power users ≤ 65 kVA</b>			
<b>(Low voltage supply from 0 Amps to 100 Amps/phase)</b>			
8	Scale B.1 Small Power Single-Phase ≤100A		
	Basic Charge per month	R148,54	R158,79
	Access/Availability per amp per phase p.m.	R45,09	R48,20
	Energy Charge per kWh (cents)	232,70	248,76
9	Scale B.3 Small Power Three-Phase ≤100A		
	Basic Charge per month	R266,36	R284,74
	Access/Availability per amp per phase p.m.	R38,02	R40,64
	Energy Charge per kWh (cents)	232,70	248,76
<b>Scale C: Large Power users (Load greater than 65 kVA - 500kVA)</b>			
<b>(Low voltage supply from 100 Amps to 750 Amps/phase)</b>			
10	Scale C.1 Large Power at LV		
	Basic Charge per month	R1 163,64	R1 243,93
	Demand charge per kVA per month	R447,10	R477,95
	Energy charge per kWh (cents)	198,25	211,93
<b>Scale T1: Time Of Use Large customer - MV</b>			
<b>(11 000 Volts supply from 750 Amps/phase and above)</b>			
12	Scale T1: Time of use large customer at MV		
	Basic Charge per month	R5 818,12	R6 219,57
	Demand charge per kVA (Peak and Standard periods only) per month.	R188,96	R202,00
	Access charge per kVA per month.	R84,53	R90,36
	Based on highest of notified or previous 12 months highest demand.		
	Energy charge c/kWh (Periods as per shown in table below - public holidays treated as per table)		
	High Demand: (June, July, August)		
	Peak	712,30	761,44
	Standard	256,89	274,61
	Off Peak	166,42	177,90
	Low Demand: (Other Months)		
	Peak	272,04	290,81
	Standard	205,63	219,82
	Off Peak	152,01	162,50
	Reactive energy charge.		
	A charge for all reactive energy which exceed 30% of the real energy (kWh) per half hour period in the peak and standard periods only (c/kvarh)	18,23	19,48

**INFRASTRUCTURE SERVICES**  
Electricity Management

			2025/26 Excl.Vat	2026/27 As per Nersa Excl.Vat Approval
<b>Scale T2: Time Of Use Large customer at 400 V</b>				
<b>(Low voltage supply from 0 Amps to 750 Amps/phase)</b>				
13	Scale T2: Time Of Use Large customer at LV			
	Basic Charge per month		R1 083,55	R1 158,32
	Demand charge per kVA (Peak and Standard periods only) per month.		R207,87	R222,21
	Access charge per kVA per month.		R92,98	R99,39
	Based on highest of notified or previous 12 months highest demand.			
	Energy charge c/kWh (Periods as per shown in table below - public holidays treated as normal day)			
	High Demand: (June, July, August)			
	Peak		747,92	799,53
	Standard		269,74	288,35
	Off Peak		174,73	186,78
	Low Demand: (Other Months)			
	Peak		285,68	305,39
	Standard		214,04	228,81
	Off Peak		159,57	170,58
	Reactive energy charge.			
	A charge for all reactive energy which exceed 30% of the real energy (kWh) per half hour period in the peak and standard periods only (c/kvarh)		17,73	18,95
<b>Small Scale embedded generation (SSEG)/ embedded generation (EG) - Export tariff</b>				
14	Feed-inn Tariff	Energy per kWh (cents)	78,07	83,46
<b>MEGAFLEX 1 - 132 kV 40MVA AND ABOVE CUSTOMERS (THIS TARIFF IS DEPENDENT ON THE AGREEMENT WITH THE MUNICIPALITY AND THE T&amp;Cs OF THE MUNICIPALITY)</b>				
15	Service Charge	R/account/day	R1 135,92	R1 318,76
	Low Season Energy Charges			
	Peak	c/kWh	263,47	303,71
	Standard	c/kWh	148,14	170,76
	Off-Peak	c/kWh	105,81	121,97
	High Season Energy Charges			
	Peak	c/kWh	634,86	731,83
	Standard	c/kWh	158,72	182,97
	Off-Peak	c/kWh	105,81	121,97
	Network Access/Capacity Charge(kVA)		R16,24	R18,90
	Demand Charge(kVA)		R9,60	R11,14
	Ancillary Service Charge(c/kWh)		R0,37	R0,43
	Electrification and rural network subsidy(c/kWh)		R5,02	R5,83
	Transmission Network Charge	R/kVA/m	R9,60	R11,14
	Urban Voltage	R/kVA/m	R2,23	R2,59
	Administration Charge(kVA/Day)	kVA/Day	R19,67	R22,83
	Reactive Service Charge(High Demand Only)	c/kWh	R32,30	R37,38
	Legacy Charge	c/kWh	R20,93	R24,30
	Generation Capacity Charge	R/kVA/m	R6,46	R10,46
<b>MEGAFLEX 2 - 132 kV UNDER 40MVA CUSTOMERS (THIS TARIFF IS DEPENDENT ON THE AGREEMENT WITH THE MUNICIPALITY AND THE T&amp;Cs OF THE MUNICIPALITY)</b>				
16	Service Charge	R/account/day	R8 933,98	R1 337,33
	Low Season Energy Charges			
	Peak	c/kWh	227,82	307,98
	Standard	c/kWh	156,79	173,06
	Off-Peak	c/kWh	99,44	123,69
	High Season Energy Charges			
	Peak	c/kWh	698,62	742,13
	Standard	c/kWh	211,59	185,54
	Off-Peak	c/kWh	114,88	123,69
	Network Access/Capacity Charge(kVA)	R/kVA/m	R13,09	R19,17
	Demand Charge(kVA)	R/kVA/m	R24,22	R11,30
	Ancillary Service Charge(c/kWh)	c/kWh	R0,83	R0,43
	Electrification and rural network subsidy(c/kWh)	c/kWh	R17,76	R5,91
	Transmission Network Charge	R/kVA/m	R18,06	R11,30
	Urban Voltage	R/kVA/m	R2,23	R2,62
	Administration Charge	kVA/Day	R285,31	R23,16
	Reactive Service Charge(High Demand Only)	c/kWh	32,07	37,91
	Legacy Charge	c/kWh	R20,93	R24,65
	Generation Capacity Charge	R/kVA/m	R6,46	R10,61

The table below indicates the treatment of public holidays in terms of the following tariffs TD1,TD2,T1,T2 for the period 1 July 2025 until 30 June 2026. The appropriate seasonally differentiated energy charges, energy demand charges and network demand charges will be applicable on these days. Any unexpectedly announced public holiday not listed below will be treated as the day of the week on which it falls.

The following public holidays will always be treated as a Sunday for T1 tariffs; New Year's Day, Good Friday, Family Day, Christmas Day and Day of Goodwill. All other days will be treated as a Saturday unless it falls on a Sunday in which case it will be treated as a Sunday. All public holidays for the TD1,TD2,T2 will be treated as the day of the week on which it falls.

**NB: MEGAFLEX 1 & 2** tariffs are subject to ESKOM tariffs structure which may change from year to year triggering reviews to these tariffs year on year

Furthermore these tariffs are extensively negotiated from time to time, therefore these tariffs are not automatic in terms of their applications.

Some aspects are based on written agreements in terms of sharingcost of replacement and maintenance.

Date	Day	Actual day of the week	TD1,TD2,T2	T1
			TOU day treated as normal day	TOU day treated as
09 August 2026	National Women's Day	Sunday	Sunday	Sunday
10 August 2026	Public Holiday	Monday	Monday	Saturday
24 September 2026	Heritage Day	Thursday	Thursday	Saturday
16 December 2026	Day of Reconciliation	Tuesday	Tuesday	Saturday
25 December 2026	Christmas Day	Friday	Friday	Sunday
26 December 2026	Day of Goodwill	Saturday	Saturday	Sunday
01 January 2027	New year's Day	Friday	Friday	Sunday
21 March 2027	Human Rights Day	Sunday	Sunday	Sunday
22 March 2027	Public Holiday	Monday	Monday	Saturday
26 March 2027	Good Friday	Friday	Friday	Sunday
29 March 2027	Family Day	Monday	Monday	Sunday
27 April 2027	Freedom Day	Tuesday	Tuesday	Saturday
01 May 2027	Worker's Day	Saturday	Saturday	Saturday
16 June 2027	Youth Day	Wednesday	Wednesday	Saturday

LOW DEMAND SEASON TIME PERIODS			
DAY	PEAK	STANDARD	OFF-PEAK
WEEK DAY		06:00 - 07:00	00:00 - 06:00
	07:00 - 09:00	09:00 - 18:00	
	18:00 - 21:00	21:00 - 22:00	22:00 - 24:00
SATURDAY		07:00 - 12:00	00:00 - 07:00
		12:00 - 18:00	
		18:00 - 20:00	20:00 - 24:00
SUNDAY		18:00-20:00	00:00 - 18:00
			20:00-24:00
HIGH DEMAND SEASON TIME PERIODS			
DAY	PEAK	STANDARD	OFF-PEAK
WEEK DAY		08:00 - 17:00	00:00 - 06:00
	06:00 - 08:00	20:00 - 22:00	22:00 - 24:00
	17:00 - 20:00		
SATURDAY		07:00 - 12:00	00:00 - 07:00
		12:00 - 17:00	
		17:00 - 19:00	19:00 - 24:00
SUNDAY		17:00-19:00	00:00 - 17:00
			19:00 - 24:00

**INFRASTRUCTURE SERVICES**  
Electricity Management


		2025/26 Excl.Vat	2026/27 As per Nersa Excl.Vat Approval
<b>CHARGES FOR PUBLIC LIGHTING SERVICES TO NON-MUNICIPAL CUSTOMERS</b>			
<b>CHARGES FOR PUBLIC LIGHTING SERVICES TO MUNICIPAL APPLICATIONS</b>			
L1	Lights: Whole Night (incl Maintenance)		
	Fixed-R /light/month	R84,66	R90,50
	Energy charge per 100 Watt per month if not measured	R66,77	R72,96
	Energy charge if measured (cents) per kWh	R182,82	R195,43
L2	Lights: 24 hour (incl Maintenance)		
	Fixed-R /light/month	R84,66	R90,50
	Energy charge per 100 Watt per month if not measured	R240,16	R262,40
	Energy charge if measured (cents) per kWh	197,65	211,29
L3	Lights: Whole Night High Mast (incl. Maintenance)		
	Fixed-R /light/month	R1 693,22	R1 810,05
	Energy charge per 100 Watt per month if not measured	R196,05	R214,20
	Energy charge if measured (cents) per kWh	R182,82	R195,43
L4	Lights: 24 Hrs Traffic (Excl. Maintenance)		
	Maintenance charged at actual cost	Actual Cost	Actual Cost
	Energy charge per 100 Watt per month if not measured	R240,16	R262,40
	Energy charge if measured (cents) per kWh	197,65	211,29
<b>INTEREST RATE</b>			
1	Interest rate per annum (calculated on daily outstanding balance)	11,25%	10,50%

**INFRASTRUCTURE SERVICES**  
Electricity Management

		2025/26 Excl.Vat	2026/27 Excl.Vat	% Incr
<b>New Connection</b>				
1	Bylaw 27(12)(a)			
(a)	Normal domestic business premises:			
	(single phase service connection with a maximum capacity of 80A with a credit meter): <b>Plus the cost of labour and material</b>	R6 699,75	R6 947,64	3,70%
	(single phase service connection with a maximum capacity of 80A with a prepayment meter): <b>Plus the cost of labour and material</b>	R8 204,03	R8 507,58	3,70%
	Plus the cost of providing and laying or mounting the underground cable or overhead wiring, as the case may be, within the consumer's property boundary			
	Plus the cost of providing and laying or mounting the underground cable or overhead wiring, as the case may be, within the consumer's property boundary			
(b)	Surcharge raised for the <b>Tampering with</b> domestic services per meter <b>This shall include any</b>			
	<b>First offence</b> Reinstatement fee Plus cost of repair of	R19 228,56	R19 940,01	3,70%
	<b>Second offence Plus</b> Reinstatement fee Plus cost of repair of infrastructure damage where applicable	R28 539,47	R29 595,43	3,70%
	<b>Third or subsequent offence</b> Reinstatement fee Plus cost of repair of infrastructure damage where applicable	R53 206,84	R55 175,49	3,70%
(c)	Surcharge raised for the <b>Tampering with non</b> domestic services ( Commercial & Other Types of Customers) per meter <b>This shall include any tampering with meter/MCB/meter Bypass/</b>			
	<b>First Offence</b> Reinstatement fee Plus cost of repair of infrastructure damage where applicable	R57 985,10	R60 130,55	3,70%
	<b>Second Offence plus</b> Reinstatement fee Plus cost of repair of infrastructure damage where applicable	R77 745,05	R80 621,62	3,70%
	<b>Third or subsequent offence fee plus full cost of technical solution to ensure</b> Reinstatement fee Plus cost of repair of infrastructure damage where applicable	R111 064,36	R115 173,74	3,70%
(c2)	Surcharge raised for the <b>Tampering with non</b> domestic services (Industrial & Other Types of Customers) per meter <b>This shall include any tampering with meter/MCB/meter Bypass/ anything that in the opinion of Municipality it is considered as interference with registering of consumption and or electricity charges</b>			
	<b>First Offence</b> Reinstatement fee Plus cost of repair of infrastructure damage where applicable	R79 194,87	R82 125,08	3,70%
	<b>Second offence Plus</b> Reinstatement fee Plus cost of repair of infrastructure damage where applicable	R109 922,13	R113 989,25	3,70%
	<b>Third or subsequent offence fee plus full cost of technical solution to ensure</b> Reinstatement fee Plus cost of repair of infrastructure damage where applicable	R144 095,11	R149 426,63	3,70%
(d)	Charges relating to administrative work in terms of arrear debt recovery and tampering with Electricity Meters or Metering Installations			
	<b>Attendance/Visitation Fee - All Customers</b>	R789,43	R818,63	3,70%
	<b>Disconnection Fee - Installations equal to or less than 100 Amps per phase</b>	R789,43	R818,63	3,70%
	<b>Disconnection Fee - Installations above 100 Amps per phase</b>	R2 101,40	R2 179,16	3,70%
	<b>Reconnection Fee where tamper fee is not applicable, or reconnection is made after 12 months of disconnection date</b>			
	- Installations equal to or less than 100 Amps per phase	R789,43	R818,63	3,70%
	- Installations above 100 Amps per phase	R2 101,40	R2 179,16	3,70%
	<b>Where the tamper fee is applicable, the reconnection fee will not be charged but Backdated consumption (calculated based on Estimated tampering period) will be billed</b>			

**INFRASTRUCTURE SERVICES**  
Electricity Management

		<b>2025/26</b>	<b>2026/27</b>	
		<b>Excl.Vat</b>	<b>Excl.Vat</b>	<b>% Incr</b>
<b>Gate lights-flood lights-miscellaneous lights-illuminated street signs</b>				
(a)	Current - 1000watt Sealed Beam E1KW_BEAM	R802,53	R832,23	3,70%
(b)	Current- 500watt Motor E500W_MT	R333,78	R346,13	3,70%
(c)	Floodlights 1500watt Iodone FL_1.5KW	R1 086,39	R1 126,58	3,70%
(d)	Floodlights 150watt Vapour FL_150W_VP	R204,19	R211,75	3,70%
(e)	Floodlights 1000watt Iodone FL_1KW_ID	R802,53	R832,23	3,70%
(f)	Floodlights 200watt Filament FL_200W_FL	R218,65	R226,74	3,70%
(g)	Floodlights 250watt Vapour FL_250W_VP	R270,29	R280,29	3,70%
(h)	Floodlights 300watt Beam FL_300W_B	R315,04	R326,70	3,70%
(i)	Floodlights 300watt Filament FL_300W_FL	R284,99	R295,53	3,70%
(j)	Floodlights 400watt Vapour FL_400W_VP	R373,14	R386,95	3,70%
(k)	Gatelight 100 WATT Filament GT_100W_FL	R151,43	R157,03	3,70%
(l)	Gatelights 150 WATT Filament GT_150W_FL	R184,85	R191,69	3,70%
(m)	Gatelights 60 WATT Filament GT_60W_FL	R124,73	R129,35	3,70%
(n)	Gatelights 60 WATT (kWh Only) GT_60W_KWH	R39,98	R41,46	3,70%
(o)	Floodlights 1500 WATT IODINE LFL_1.5KW	R1 086,39	R1 126,58	3,70%
(p)	Floodlights 250 WATT VAPOUR LFL_250W_V	R270,29	R280,29	3,70%
(q)	Gatelights 100 WATT FILAMENT LGT_100W_F	R151,43	R157,03	3,70%
(r)	Gatelights 150 WATT FILAMENT LGT_150W_F	R184,85	R191,69	3,70%
(s)	Street LIGHTS 80WATT VAPOUR LST_80W_VP	R146,09	R151,50	3,70%
(t)	Miscellaneous LIGHTING 250W MISC_250W	R270,29	R280,29	3,70%
(u)	Miscellaneous LIGHTING 400W MISC_400W	R288,50	R299,18	3,70%
(v)	Floodlights 1500 WATT IODINE SFL_1.5KW	R1 086,39	R1 126,58	3,70%
(w)	Floodlights 150 WATT VAPOUR SFL_150W_V	R204,19	R211,75	3,70%
(x)	Floodlights 1000 WATT IODINE SFL_1KW_ID	R752,46	R780,30	3,70%
(y)	Floodlights 400 WATT VAPOUR SFL_400W_V	R373,14	R386,95	3,70%
(z)	Gatelights 100 WATT FILAMENT SGT_100W_F	R151,43	R157,03	3,70%
(aa)	Street LIGHTS 80WATT VAPOUR SST_80W_VP	R146,09	R151,50	3,70%
(bb)	Street LIGHTS 80WATT VAPOUR ST_80W_VP	R146,09	R151,50	3,70%



**INFRASTRUCTURE SERVICES**

<u>Electricity Management</u>		2025/26 Excl.Vat	2026/27 Excl.Vat	% Incr
<b>(e) Surcharges: Illegal Connection and Reconnection</b>				
1	Copper Theft			
	Theft of Material	Immediate Arrest	Immediate Arrest	
	Buying of stolen material	Immediate Arrest	Immediate Arrest	
2	Illegal service connection - Cost recovered from the person found connecting illegally to the network			
3	Interference with other consumer's equipment	R8 868,34	R9 196,47	3,70%
4	Failure to comply with any issued notice	R506,19	R524,92	3,70%
5	Improper use of Electricity	R1 265,47	R1 312,29	3,70%
6	Refusal access to inspect/Work/Operate on electrical equipment - Plus Costs to re - route the electrical infrastructure where the customers continues to denied access to electrical infrastructure	R759,28	R787,38	3,70%
7	Refusing to provide information	R506,19	R524,92	3,70%
8	Rendering false information Independent Technical investigation where tampering is disputed (Minimum fee if greater full cost of investigation	R506,19	R524,92	3,70%
9	applicable)	R2 101,40	R2 179,16	3,70%
10	Restricted access to meter room - Plus cost to rectify the situation should the customer refuse to do so	R506,19	R524,92	3,70%
11	Resale of electricity without a license or approval	R506,19	R524,92	3,70%
12	Selling or supplying electricity without authority	R1 265,47	R1 312,30	3,70%
13	Standby Equipment connected to network without authority	R1 265,47	R1 312,30	3,70%
14	Administrative Fees	R789,43	R818,63	3,70%
15	Visitation Fee (All Customers) by the Peace Officer (All Customers) - Plus fees related to	R789,43	R818,63	3,70%
16	Customers) - Plus fees related to	R1 263,07	R1 309,80	3,70%
17	Meter Box where the lock is not	R1 263,07	R1 309,80	3,70%
18	Visitation fee where the access was denied until the court application was made to gain access Plus fees related to the court order if applied & Locks	R0,00		
		R1 263,07	R1 309,80	3,70%
19	Visitation fee where the access was denied by installing non compliant lock Broke the lock and reinstate with compliant lock + cost of lock	R1 263,07	R1 309,80	3,70%
20	Disconnection Fee - Installations equal to or less than 100 Amps per phase	R789,43	R818,63	3,70%
21	Disconnection Fee - Installations above 100 Amps per phase	R2 101,40	R2 179,16	3,70%
22	Cutting of trees where the customer has been notified and customer could not cut the trees within the specified time Plus Cost of cutting trees	R789,43	R818,63	3,70%
(f)	Tampering with installed anti-tampering seals/equipment plus full cost of professionals used to investigate/prosecute	R5 061,87	R5 249,16	3,70%
(g)	Use of Electricity supply without a signed consumer agreement with the Municipality	R1 266,57	R1 313,43	3,70%
(h)	Unkept substation equipment accommodation room plus cost to rectify the situation should the customer refuse to do so within the prescribed period	R1 265,47	R1 312,29	3,70%
(i)	Unkept meter rooms plus cost to rectify the situation should the customer refuse to do so within the prescribed period	R1 265,47	R1 312,29	3,70%
(j)	Unlocked meter rooms plus cost to rectify the situation should the customer refuse to do so within the prescribed period	R1 265,47	R1 312,29	3,70%

**INFRASTRUCTURE SERVICES**  
Electricity Management

**2025/26**  
**Excl.Vat**

**2026/27**  
**Excl.Vat**

**% Incr**

- 2 Bylaw 27 (12)(b)  
In all other cases, the connection charges shall be calculated on the basis of maximum demand required in accordance with the following:

Maximum Demand (kVA)	Basic Charge (Rands)		Basic Charge if no	
	2025/26	2026/27	2025/26	2026/27
0 – 25	R9 715	R10 074	R10 895	R11 298
26 – 50	R18 215	R18 889	R20 427	R21 182
51 – 65	R23 169	R24 027	R25 979	R26 940
66 – 100	R34 875	R36 165	R39 110	R40 557
101 – 130	R44 819	R46 478	R50 264	R52 123
131 – 200	R68 385	R70 916	R76 695	R79 533
201 – 315	R172 358	R178 735	R52 652	R54 600
316 – 500	R203 550	R211 081	R114 799	R119 046
501 – 800	R252 240	R261 573	R209 793	R217 555
801 – 1 000	R298 558	R309 605	R283 261	R293 741
More than 1000 kva				101*kva +3163,17

Added to these charges will be the cost of providing and installing all cables and Council-owned equipment on the consumer's premises.

- 3 Bylaw 27 (13)(a)  
Electrification projects (Low Cost Housing)  
Fee for the installation and connection, for domestic or small power users, of service cable or line, electricity dispenser and, where necessary, power distribution unit:
- |     |                                      |           |           |       |
|-----|--------------------------------------|-----------|-----------|-------|
| (a) | For a single phase service up to 20A | R462,16   | R479,26   | 3,70% |
| (b) | For a single phase service up to 60A | R3 081,10 | R3 195,10 | 3,70% |
- 1 Fee for attendance in connection with a failure of supply where the fault was found to be internal
- |  |  |         |         |       |
|--|--|---------|---------|-------|
|  |  | R326,81 | R338,90 | 3,70% |
|--|--|---------|---------|-------|
- 2 Fee for testing
- (a) fee for testing and inspection of an installation (other than bona fide shock or fault of a serious nature)
- (i) Single dwelling unit
- |  |                               |           |           |       |
|--|-------------------------------|-----------|-----------|-------|
|  | First visit inspection        | R1 571,63 | R1 629,78 | 3,70% |
|  | Subsequent visits/inspections | R783,29   | R812,27   | 3,70% |
- (ii) Any other installation
- |  |  |             |             |  |
|--|--|-------------|-------------|--|
|  |  | Actual Cost | Actual Cost |  |
|--|--|-------------|-------------|--|
- (b) fee for inspection of meter box upon certification by electrical contractor that a meter box is ready for inspection
- (i) First inspection
- |  |  |           |           |  |
|--|--|-----------|-----------|--|
|  |  | No Charge | No Charge |  |
|--|--|-----------|-----------|--|
- (ii) Any subsequent inspection
- |  |  |         |         |       |
|--|--|---------|---------|-------|
|  |  | R552,94 | R573,40 | 3,70% |
|--|--|---------|---------|-------|
- 3 Fee for testing accuracy of meter
- (a) Single-phase where
- |  |  |           |           |       |
|--|--|-----------|-----------|-------|
|  |  | R2 096,34 | R2 173,91 | 3,70% |
|--|--|-----------|-----------|-------|
- (b) Three-phase where
- |  |  |           |           |       |
|--|--|-----------|-----------|-------|
|  |  | R2 506,52 | R2 599,26 | 3,70% |
|--|--|-----------|-----------|-------|
- (c) Maximum demand Meter
- |  |  |           |           |       |
|--|--|-----------|-----------|-------|
|  |  | R9 032,31 | R9 366,51 | 3,70% |
|--|--|-----------|-----------|-------|
- 4 Fee for testing accuracy of tariff mcb
- (a) Single-phase service (Where the discrepancy found is greater than 10%, the customer i
- |  |  |         |         |       |
|--|--|---------|---------|-------|
|  |  | R845,91 | R877,21 | 3,70% |
|--|--|---------|---------|-------|
- (b) Three-phase service (Where the discrepancy found is greater than 10%, the customer i
- |  |  |           |           |       |
|--|--|-----------|-----------|-------|
|  |  | R1 201,55 | R1 246,01 | 3,70% |
|--|--|-----------|-----------|-------|

**INFRASTRUCTURE SERVICES**  
Electricity Management

		<b>2025/26</b>	<b>2026/27</b>	
		<b>Excl.Vat</b>	<b>Excl.Vat</b>	<b>% Incr</b>
5	Fee for change of tariff mcb			
(a)	Single-phase service (any one change within the 12 month period is free))	R264,43	R274,21	3,70%
(b)	Three-phase	R264,17	R273,94	3,70%
6	Fee for checking meter reading	R264,68	R274,47	3,70%
7	<b>Administration Fees</b>			
(a)	Accounting Fees	R312,35	R323,90	3,70%
(b)	*First stage disconnection of electricity by removal of jumper at the meter box as requested by customer			
(c)	*Second stage disconnection of electricity as requested by customer in the manner detailed below			
	Disconnection from Pole	R1 184,14	R1 227,95	3,70%
	Disconnection from CDU	R986,78	R1 023,29	3,70%
	Disconnection from Tee Joint	R2 368,27	R2 455,90	3,70%
(d)	**Final stage disconnection of electricity by removal of the whole Service as requested by customer			
	Disconnection by removal of overhead cables from pole to the house	R2 368,27	R2 455,90	3,70%
	Disconnection by cutting and removing the service cable from CDU to the boulder	R2 368,27	R2 455,90	3,70%
	Disconnection by cutting and removing the service cable from Tee Joint to the boulder	R2 368,27	R2 455,90	3,70%
(e)	*Reconnection of electricity (after first stage disconnection) by replacement of jumper as requested by customer			
(f)	*Reconnection of electricity (after 2nd stage disconnection) as requested by customer by doing the following			
	Reconnection from Pole	R1 578,85	R1 637,27	3,70%
	Reconnection from CDU	R1 381,49	R1 432,61	3,70%
	Reconnection from Tee Joint	R3 157,70	R3 274,53	3,70%
(g)	**Reconnection of electricity after the final stage disconnection -			
(h)	Electricity Service retention monthly fee			
	Single phase domestic	R182,57	R189,33	3,70%
	3 phase domestic	R285,27	R295,83	3,70%
	Single phase business	R202,14	R209,62	3,70%
	3 phase business	R373,96	R387,80	3,70%
	bulk account	R883,07	R915,75	3,70%
(i)	Installation audit as requested by the customer	R789,43	R818,63	3,70%
(j)	Special Reconnection Fee - To be executed within 3 hrs of request	R1 381,49	R1 432,61	3,70%

**Notes To Administration Fees**

- (a) The disconnection all only be actioned after an application has been filled and the customer paid the fee upfront
- (b) The disconnection shall be actioned after 48 hours of request being made and payment received
- (c) The onus of ensuring that the meter, meter room, and or the property is accessible to conduct the work lies with the customer
- (d) Should the official find the property inaccessible, the cost for the activity shall be charged and not returned
- (e) Only the customer or his/her duly appointed representative can request and be afforded this service
- (f) This service is not to be used to settle disputes and landlord's may not use this service for collecting unpaid rentals or evicting their tenants
- (g) The customer or his/her duly authorised person shall indemnify the Municipality for any legal contraventions pertaining to Human settlement disputes
- (h) Customers who request first and second stage disconnections shall still be liable for monthly electricity service retention fees
- (i) Customers who request first and second stage disconnections shall still be responsible for tampering fees and illegal consumption should they or property occupants tamper with electricity installation.
- (j) Customers who request final stage disconnections shall not be liable for monthly electricity service retention fees however when they want the service in the future, they shall be subjected to new application processes, timelines and capacity availability
- (k) The installation shall be audited prior to effecting the disconnection as requested by the customer, the installation shall be audited again prior to the reconnection as requested, the customer shall be charged for tampering if it is found during these instances
- (l) Should the customer or his/her duly authorised representative refuse to pay the monthly electricity service retention, the installation may be removed completely and the customer be required to make new application when the supply is required
- (m) After each activity, disconnection or reconnection as per customer request, the authorised official shall leave the installation audit certificate indicating the status of the installation as at the date the installation is disconnected/reconnected.
- (n) The special reconnection fee will be charged on top of all other fees already charged for the for the disconnection, this fee must be paid upfront and a special reconnection fee form signed and provided to the municipality, should the reconnection be done after 3 hours, this fee shall fall away.

**INFRASTRUCTURE SERVICES  
WATER DISTRIBUTION AND SANITATION MANAGEMENT  
Water Management**

		<b>2025/26 Excl.Vat</b>	<b>2026/27 Excl.Vat</b>	<b>% Incr</b>
<b><u>Water Supply Tariffs</u></b>				
1	Scale 2 (1) – Domestic	Basic Charge 0kl to 6kl	R37,62 R134,07	R42,52 R151,50 13,00%
	2 (2) – Domestic	7kl to 30kl per kl	R45,10	R50,97 13,00%
	2 (3) – Domestic	31kl to 60kl per kl	R77,96	R88,10 13,00%
	2 (4) _Domestic	61kl and over per kl	R91,00	R102,83 13,00%
	2 (5) _Domestic	Flat rate (unmetered households)	R200,42	R226,47 13,00%
2	Scale 3A – Flats, Simplexes	Basic Charge Unit	R37,62 R42,52	R42,52 R48,05 13,00%
3	Scale 3B – Flats (Non-Rateable)	Basic Charge Unit	R37,62 R58,51	R42,52 R66,11 15,00%
4	Scale 4A (1) – Commercial	Basic Charge 0 - 30 kl per kl	R62,71 R47,60	R70,86 R53,79 13,00%
	4A (2) – Commercial	31kl to 60kl per kl	R53,05	R59,94 13,00%
	4A (3) – Commercial	61kl to 100kl per kl	R62,24	R70,34 13,00%
	4A (4) – Commercial	101kl and over per kl	R47,60	R53,79 13,00%
5	Scale 4B – Commercial (Non-Rateable)	Basic Charge Unit	R62,71 R58,72	R70,86 R66,35 13,00%
6	Scale 5 – Builders, Construction Sites	Basic Charge Unit	R62,71 R59,52	R70,86 R67,26 13,00%
		Flat Rate - Unmetered Fire Mains	R501,05	R566,18 13,00%
7	Scale 6 – Religious Organisations	Basic Charge Unit	R62,71 R47,20	R70,86 R53,34 13,00%
8	Scale 7 – Registered Welfare & Charitable Institutions & certain Sporting Bodies which are exempted from payment of rates. Including such organizations & institutions exempted by the City Council.	Basic Charge Unit	R62,71 R47,20	R70,86 R53,34 13,00%
9	Scale 8 – Municipal Departments	Unit	R45,07	R50,93 13,00%
10	Scale 9– Farmers (Privately owned Land)	Basic Charge 0 - 30 kl per kl 31kl to 60kl per kl 61kl to 100kl per kl 101kl and over per kl	R61,59 R46,75 R52,10 R61,13 R46,75	R69,59 R52,83 R58,87 R69,08 R52,83 13,00%
11	Rates that will be applied for the supply and delivery of potable water per km as per any written agreement: <b>Vehicle Capacity</b>	Rate per km	R25,50	R28,82 13,00%
	6kl	Rate per km	R29,32	R33,13 13,00%
	12kl	Rate per km	R33,15	R37,46 13,00%
	18kl			
12	The invoice will include the rates for the supply of potable water as reflected in 10 above. In addition, the invoice will be inclusive of the billing for water based on the applicable scale of water delivered during the relevant billing cycle.			
<b><u>Indigent Benefit - Domestic Water supply only</u></b>				
Qualifying indigent consumers will receive the first 6kl's of water free				
<b>INTEREST RATE</b>				
1	Interest rate per annum (calculated on daily outstanding balance)		11,25%	10,50%
<b>BULK CAPITAL WATER CONTRIBUTION COST</b>				
	Cost based upon future water demand by Developer		R20 958,75	R23 683,39 13,00%

**INFRASTRUCTURE SERVICES  
WATER DISTRIBUTION AND SANITATION MANAGEMENT  
Sewerage Tariffs**

		2025/26 Excl.Vat	2026/27 Excl.Vat	% Incr
Based on the relevant Water Scale <u>Sewerage Tariffs</u>				
1	Scale 2 – Domestic/House	R269,72	R304,79	13,00%
2	Multipurpose Property (Applicable to properties utilised for multiple purpose as per the rates category of property)	R304,11	R343,65	13,00%
3	Scale 3A – Flats/Simplexes per kl (From 2018/19 ALL Flats/Simplexes on Scale 3A will be charged on 80% of water consumed)	R14,31	R16,17	13,00%
4	Scale 4A – Business/Commercial per kl	R14,62	R16,52	13,00%
	0 - 400	R13,65	R15,43	13,00%
	401 - 1000	R11,28	R12,75	13,00%
	Greater than 1000			
<b>NOTE: The Maximum Tariff is no Longer Applicable from 2018/19</b>				
5	Vacant Land	R269,72	R304,79	13,00%
6	Scale 6 – Worship Places	R514,57	R581,47	13,00%
7	Scale 8M – Municipal Departments per kl	R14,62	R16,52	13,00%
8	Scale 3c, 4c, 7c – Registered Welfare & Charitable Institutions & certain Sporting Bodies which are exempted from payment of rates. Including such organizations & institutions exempted by the City Council. per kl	R14,62	R16,52	13,00%
9	Qualifying indigent consumers will receive 100% rebate in respect of the applicable charge.			

**INTEREST RATE**

1	Interest rate per annum (calculated on daily outstanding balance)	11,25%	10,50%
---	---	--------	--------

**BULK CAPITAL SEWERAGE CONTRIBUTION COST**

	Cost based upon future sewer produced by Developer	19089,09/kl/day	21570,67/kl/day	13,00%
--	--	-----------------	-----------------	--------

INFRASTRUCTURE SERVICES  
**WATER DISTRIBUTION AND SANITATION MANAGEMENT**  
Water Services Bylaw Tariffs

Sewer Connections

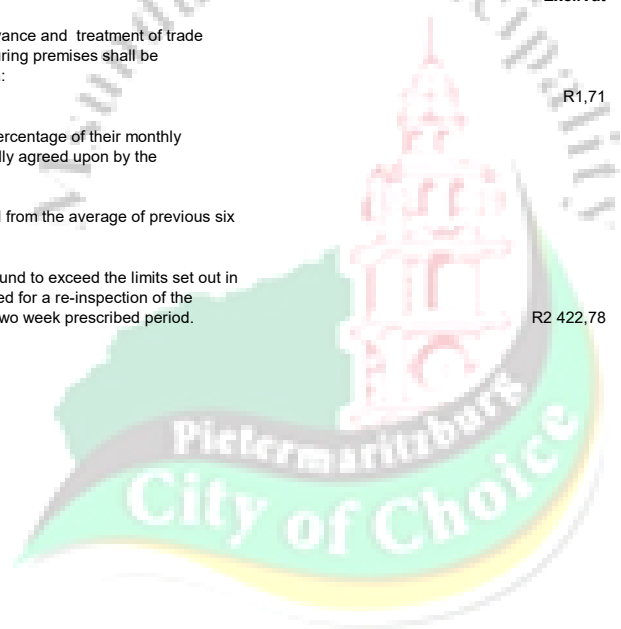
In all cases the connection into the Corporate Sewer shall be undertaken by the Executive Manager at the expense of the owner of the premises to be connected or his authorised agent. The Executive Manager shall decide the type and diameter of the pipe to be used for the connection.

Except where otherwise authorised, the work shall be charged at the following tariffs:

	2025/26 Excl.Vat	2026/27 Excl.Vat	% Incr
1 Connection fees payable in terms of bylaw 23(3)b:			
(a) 100mm pipes	R6 736,61	R7 612,37	13,00%
(b) 150mm pipes minimum charge [cost plus 10%]	R12 328,65	R13 931,38	13,00%
(c) 200mm pipes minimum charge [cost plus 10%]	R14 225,37	R16 074,67	13,00%
The tariffs payable to this item are subject to the provision that –			
(i) where it is necessary to include such items as manholes, or other means of access to the connection, special pipes or any other works which may be peculiar to the connection, such additional work shall be to the expense of the owner of the premises to be connected or to his authorized agent, and such additional work shall be charged at full cost plus 10% administration charges, and	Cost plus 10% Admin. Charge	Cost plus 10% Admin. Charge	
(ii) where a connection is required for a property within the central area other than a single residential dwelling, such connection shall be charged at full cost plus 10% administration charges with a minimum charge equal to the relevant tariff set out in this item.	Cost plus 10% Admin. Charge	Cost plus 10% Admin. Charge	
2 Miscellaneous Fees			
The following miscellaneous fees shall be payable to the Council in accordance with the provisions of these bylaws:			
(a) Clearing of internal drain and sewer blockages during normal working hours.	R1 831,31	R2 069,38	13,00%
(b) (i) Clearing of septic tanks within the Council's area of jurisdiction	R3 728,03	R4 212,67	13,00%
(ii) Clearing of septic tanks outside Council's area of jurisdiction (Minimum deposit R1000.00)	Cost plus 10%	Cost plus 10%	
(c) Clearing of conservancy tanks during normal working hours for non-residential property (per load)	R1 177,27	R1 330,32	13,00%
(d) Clearing of conservancy tanks during normal working hours for residential property (per load)	R588,64	R665,16	13,00%
(e) Clearing of pit latrines	R588,64	R665,16	13,00%
(f) Clearing of pit latrines monthly tariff	R91,57	R103,47	13,00%

**INFRASTRUCTURE SERVICES  
WATER DISTRIBUTION AND SANITATION MANAGEMENT  
Water Services Bylaw Tariffs**

		2025/26 Excl.Vat	2026/27 Excl.Vat	% Incr
3	The charge to be levied by the Council iro. conveyance and treatment of trade effluent discharged into its sewers from manufacturing premises shall be assessed in accordance with the following formula:			
	(i) Cost [c/kl] = <b>1,94</b> [Ave COD – 350]	R1,71	R1,94	13,00%
	(ii) The volume of effluent discharged being a fixed percentage of their monthly water consumption, such percentage being mutually agreed upon by the industry concerned and Umgeni Water.			
	(iii) The average COD value used shall be determined from the average of previous six months COD results taken by Umgeni Water.			
	(iv) Where an industry's monthly effluent sample is found to exceed the limits set out in the Water Services By-Laws, a charge will be levied for a re-inspection of the premises and re-sampling of the effluent within a two week prescribed period.	R2 422,78	R2 737,75	13,00%



**INFRASTRUCTURE SERVICES  
WATER DISTRIBUTION AND SANITATION MANAGEMENT  
Water Supply Bylaw Tariffs**

		2025/26 Excl.Vat	2026/27 Excl.Vat	% Incr
1	When an owner or a consumer desires the services of the Council for the closing down or turning on of the water from a Council Control valve to a fire supply consequent upon alterations, repairs or otherwise to the system, application shall be made for such service to the Council and the applicant shall pay in advance to the Council a fee of <b>R1245,46</b> for both the closing down and turning on of water by the Council. Fees payable ito Bylaw 30. <u>NOTE</u> When it is necessary icw the repairs of any consumer's pipes or fittings that the water should be turned off at the mains, the consumer's plumber shall inform the Engineer who will give him notice of the day and hour that the water will be turned off, and upon the water being turned off, the plumber shall carry out the necessary repairs forthwith and complete same as expeditiously as possible.	R1 102,18	R1 245,46	13,00%
2	The Council is empowered summarily to cut off the water supply of any consumer whose account for water is overdue or who has contravened any of these Bylaws, without prejudice to any penalties which may be recoverable under the Bylaws, and the Council may recover the fee provided in Subsection (b) of this Bylaw and any further sum or sums due by the consumer.			
(a)	When the water supply to any consumer has been cut off under this Bylaw, or is turned off at the owner's or consumer's request for the purposes other than repairs by an authorized plumber, a disconnection fee of <b>R2 128,99</b> will be charged when the property is situated inside the Council's area and a disconnecting fee of <b>R2 128,99</b> will be charged when the property is situated outside the area of the Council, which fees will be payable by the owner or consumer, as the case may be, upon demand. Fees payable ito Bylaw 32.	R1 884,07	R2 128,99	13,00%
(b)	When the water supply to any consumer has been cut off under this Bylaw, the Council may, at its discretion, on payment in full of the overdue account and the disconnecting fee and a further fee for reconnection of <b>R2 128,99</b> the property is situated within the area of Council or <b>R2 128,99</b> if the property is situated outside the area of the Council, reconnect the supply to such premises. Fees payable ito Bylaw 32	R1 884,07	R2 128,99	13,00%
(c)	Water Restriction Washer			
	Installation	R871,69	R985,01	13,00%
	Removal	R929,03	R1 049,81	13,00%
(d)	Surcharge raised for the reinstatement of Domestic services that have been removed for tampering (including where a meter has been removed and/or bypassed by an occupier/owner):			
	First offence	R17 731,49	R20 036,58	13,00%
	Second offence	R36 571,17	R41 325,43	13,00%
	Third or subsequent offence	R62 060,21	R70 128,04	13,00%
	Plus cost of repair of infrastructure damage where applicable			
	Plus full cost of technical solution to ensure tampering does not recur			
(e)	Surcharge raised for the reinstatement of Business and Non-Domestic services that have been removed for tampering (including where a meter has been removed and/or bypassed by an occupier/owner):			
	First offence	R88 657,42	R100 182,88	13,00%
	Second offence	R232 725,75	R262 980,10	13,00%
	Third or subsequent offence	R443 287,11	R500 914,44	13,00%
	Plus cost of repair of infrastructure damage where applicable			
	Plus full cost of technical solution to ensure tampering does not recur			
(f)	Tampering with Water Meters or Metering Installations: Domestic & Business			
	Reconnection Fee	R1 744,66	R1 971,46	13,00%
	Disconnection Fee	R1 744,66	R1 971,46	13,00%
	Back dated consumption (calculated based on estimated tampering period)			

**INFRASTRUCTURE SERVICES  
WATER DISTRIBUTION AND SANITATION MANAGEMENT  
Water Supply Bylaw Tariffs**

		2025/26 Excl.Vat	2026/27 Excl.Vat	% Incr
3 (a)	Except where other competent arrangements have been agreed upon, the tariff for connection to the water main shall be as follows[fees payable to Bylaw96]:			
(i)	In Council's area of jurisdiction – Diameter of supply pipe			
	15mm (Vulindlela)	R1 918,22	R2 167,59	13,00%
	15mm	R5 510,89	R6 227,31	13,00%
	20mm	R12 185,62	R13 769,75	13,00%
	25mm	R16 210,50	R18 317,87	13,00%
	50mm	R25 423,32	R28 728,36	13,00%
	80mm	R46 042,92	R52 028,50	13,00%
	100mm	R64 858,96	R73 290,62	13,00%
	150mm	R73 703,36	R83 284,80	13,00%
(ii)	Farmers Connection on Privately owned land			
	Supplied with 300m of 25mm HDPE 25mm pipe	R28 750,00	R32 487,50	13,00%
	50mm Supplied with 300m of 50mm HDPE	R34 500,00	R38 985,00	13,00%
(iii)	Outside Council's area of jurisdiction – In all cases – cost of labour and materials plus 10% supervision on total cost			
(iv)	Where an application is made for more than one connection for the same property a discount of 25% be given on the smaller connections, subject to the following –			
	(a) the application be made at the same time.			
	(b) the positions of the connections be adjacent to one another.			
	(c) the applicant be ready for the connections to be done at the same time.			
(v)	<b>Removal of Connections</b> Moving of connection from one position to another shall be charged at actual cost. Where a meter has been temporarily removed at the request of the owner, the cost of replacing the meter at a later date will be	R1 998,25	R2 258,02	13,00%
(vi)	<b>Removal or By-passing meters</b> Where a meter has been removed and/or bypassed by an occupier/owner, a fee shall be charged for the replacement of the meter.	R6 168,07	R6 969,92	13,00%
(vii)	Fee for attendance at the applicant's site at time notified by applicant where it is not possible to make the connection due to the applicants pipe-work not being ready for connection.	R1 150,01	R1 299,51	13,00%
4	The following shall be the charges for the testing of meters and testing and stamping of taps and fittings in accordance with these Bylaws:			
(a)	<b>Testing Meters</b>			
(i)	for testing meters from 15mm up to and including 25mm supplied by the Council <b>R1454.18</b> provided that where the meter shows an error of more than 3% fast a refund of <b>R1454.18</b> will be made to the consumer concerned.	R1 286,88	R1 454,18	13,00%
(b)	<b>Hydrant/Flow Pressure Tests</b> The charge for a flow pressure test on a hydrant shall be <b>R1299.50</b> for a test and a further <b>R1299.50</b> for each and every subsequent test requested.	R1 150,00	R1 299,50	13,00%
5	<b>Emptying and filling of Tanks</b>			
	Emptying of Sceptic Tanks (per emptying)	R1 200,00	R1 356,00	13,00%
	Filling of Static Tanks(Jojo) per 5kl Tank within the radius of 25km	R1 240,00	R1 401,20	13,00%

**SUSTAINABLE DEVELOPMENT AND CITIES DEVELOPMENT  
TOWN PLANNING AND ENVIRONMENTAL MANAGEMENT  
Town Planning Tariffs**

	<b>2025/26 Excl.Vat</b>	<b>2026/27 Excl.Vat</b>	<b>% Incr</b>
<b>1. General</b>			
(a) Zoning Certificate	R321,76	R337,85	5,00%
(b) Zoning Map	R198,01	R207,91	5,00%
(c) Land Use Map	R198,01	R207,91	5,00%
<b>2. Consent Users</b>			
(a) Consent	R2 963,00	R3 111,15	5,00%
(b) Medium Density Housing (Plus R587.64 per unit)	R3 589,00	R3 768,45	5,00%
(c) Bed and Breakfast/Guest House/Boarding House	R3 589,00	R3 768,45	5,00%
(d) Creche (per number of children)			
12 - 20	R3 158,00	R3 315,90	5,00%
21 - 30	R3 989,50	R4 188,98	5,00%
31 and more	R6 857,30	R7 200,17	5,00%
<b>3. Formal Authority</b>			
(a) Tuck-shop in all areas	R1 680,00	R1 764,00	5,00%
(b) Tavern in all areas	R3 158,00	R3 315,90	5,00%
(c) Home Activity in all areas	R476,95	R500,80	5,00%
<b>4. Relaxation of Scheme Controls</b> (Only where applicable in terms of the Scheme)			
(a) For residential purposes	R1 358,00	R1 425,90	5,00%
(b) For Non-Residential Purposes	R2 035,00	R2 136,75	5,00%
(c) Relaxation of building line/side or rear space (basic fee where full consent application is waived)	R671,15	R704,71	5,00%
<b>5. Material change to an application</b>			
(a) Material change to an application 50% of the applicable application fee including Vat			
<b>6. Multiple applications</b>			
(a) Multiple Applications  75% of each individual application applies including Vat			
<b>7. Reservation/Zoning/Rezoning/Scheme Incorporations/Amendments</b>			
(a) Reservation/Zoning/Rezoning of land in all areas			
less than 5000m2	R4 589,44	R4 818,91	5,00%
5000m2 - 5ha	R12 650,00	R13 282,50	5,00%
5ha- 10ha	R30 301,60	R31 816,68	5,00%
> 10 ha	Basic R30	Basic R31 816,68	5,00%
(b) Amendments to Scheme The repeal of a land use scheme	R4 589,44 R12 650,00	R4 818,91 R13 282,50	5,00% 5,00%
<b>8. Removal of a Title Deed Restriction</b>			
(a) Removal of a restriction for residential purposes	R3 369,06	R3 537,51	5,00%
(b) Removal of restrictions for non-residential purposes	R3 842,88	R4 035,02	5,00%
<b>9. Temporary departure from the land use scheme.</b>			
(a) Less than 12 months	R2 403,71	R2 523,90	5,00%
(b) More than 12 months	R4 009,25	R4 209,71	5,00%
<b>10. Closure of Roads and Open Spaces</b>			
(a) Closure of Road/Open Space	R4 589,44	R4 818,91	5,00%
<b>11. Amendment/Phasing/Cancellation of Layout</b>			
(a) Amendment	R4 589,44	R4 818,91	5,00%
(b) Phasing	R4 589,44	R4 818,91	5,00%
(c) Cancellation	R4 589,44	R4 818,91	5,00%
<b>12. Subdivisions and Consolidations</b>			
(a) As per Land Survey Tariff			
<b>13. Fines and Penalties</b>			
(a) As per the admission of guilt fines in terms of the Bylaw			
<b>14 . Appeals</b>			
(a) Lodging of an Appeal (per appeal memorandum)	R6 296,00	R6 610,80	5,00%
<b>15. Public Hearing</b>			
(a) Advert costs for Public Hearing by Municipal Planning Approval Authority			

**SUSTAINABLE DEVELOPMENT AND CITIES DEVELOPMENT  
TOWN PLANNING AND ENVIRONMENTAL MANAGEMENT  
Land Survey**

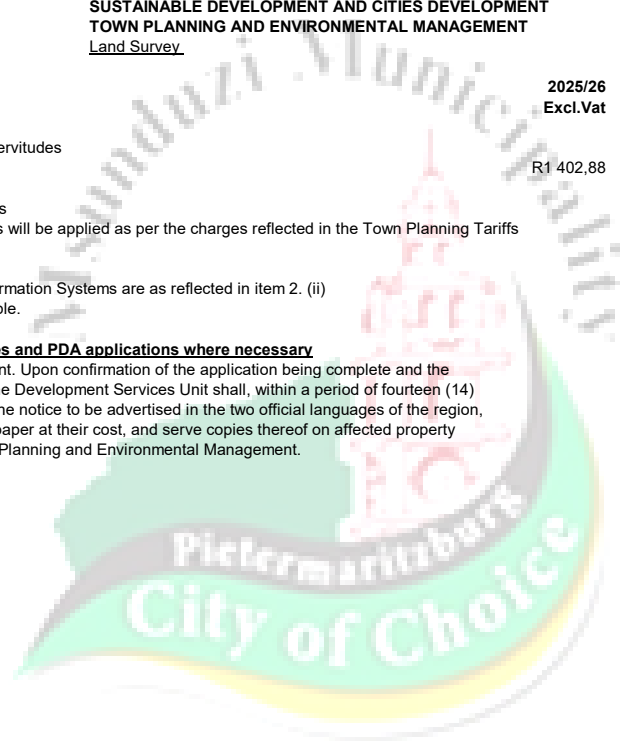
<b>Copies and Subdivision of Land Tariffs</b>		<b>2025/26 Excl.Vat</b>	<b>2026/27 Excl.Vat</b>	<b>% Incr</b>
1	(i) Search Fee (Excluding Locality Sketches & Site Plans)	R40,89	R42,93	5,00%
	(ii) Copies of documents (per copy)			
	(aa) A4	R22,21	R23,32	5,00%
	(bb) A3	R33,31	R34,98	5,00%
	(cc) A1	R99,43	R104,40	5,00%
	(dd) A0	R143,72	R150,91	5,00%
2	Subdivisions and Consolidation of Land: Application and Approval in terms of the KZN Planning and Development Act No. 6 of 2008 and SPLUMA Bylaws			
a	Up to 10 pieces of land:			
	Basic fee	R1 460,00	R1 533,00	5,00%
	Plus, per subdivision	R712,00	R747,60	5,00%
b	Over 10 pieces of land:			
	Basic fee	R2 589,52	R2 719,00	5,00%
	Plus, per subdivision	R389,69	R409,17	5,00%
	Provided that in respect of subdivisions for Government-subsidised Townships for low-income Housing Projects			
	Basic fee	R800,00	R840,00	5,00%
	Plus, per subdivision	R123,40	R129,57	5,00%
c	Application for compliance certificate ito SPLUMA			
	up to 5 erven	R1 600,00	R1 680,00	5,00%
	6 - 10 erven	R2 550,00	R2 677,50	5,00%
	11 - 50 erven	R8 500,00	R8 925,00	5,00%
	more than 50 erven	R9 500,00	R9 975,00	5,00%
	NOT APPLICABLE TO GOVERNMENT PROJECTS			
d	Consolidations			
	Basic fee	R1 402,88	R1 473,02	5,00%
	Plus, per component	R350,69	R368,22	5,00%
3	Certification of Copies of Documents			
	Basic Fee	R285,60	R299,88	5,00%
4	Pre-scrunity of building plans (at Land Survey and Town Planning)	R600,00	R630,00	5,00%
5	Notarial tie of adjacent properties	R4 500,00	R4 725,00	5,00%

**SUSTAINABLE DEVELOPMENT AND CITIES DEVELOPMENT  
TOWN PLANNING AND ENVIRONMENTAL MANAGEMENT  
Land Survey**

		<b>2025/26</b>	<b>2026/27</b>	
		<b>Excl.Vat</b>	<b>Excl.Vat</b>	<b>% Incr</b>
6	Applications for relaxation of municipal omnibus servitudes Basic Fee	R1 402,88	R1 473,02	5,00%
7	Applications for Removal of Title Deed Restrictions These charges will be applied as per the charges reflected in the Town Planning Tariffs			

**Note:**

- a. The approved tariffs in respect of Geographic Information Systems are as reflected in item 2. (ii) – Supply of Digital Data, and are similarly applicable.
- b. **Advertisement of Applications for road closures and PDA applications where necessary**  
Advertisement costs shall be borne by the applicant. Upon confirmation of the application being complete and the 14 day acknowledgement period having lapsed, the Development Services Unit shall, within a period of fourteen (14) working days, supply the applicant with a text of the notice to be advertised in the two official languages of the region, which the applicant shall place in the Local Newspaper at their cost, and serve copies thereof on affected property owners as directed by the Senior Manager: Town Planning and Environmental Management.



**SUSTAINABLE DEVELOPMENT AND CITIES DEVELOPMENT  
TOWN PLANNING AND ENVIRONMENTAL MANAGEMENT  
Geographical Information Systems**

		<b>2025/26 Excl.Vat</b>	<b>2026/27 Excl.Vat</b>	<b>% Incr</b>
1	Plotting of Digital Data:			
	<u>Paper Size (Black and White)</u>			
	A4	R117,11	R122,97	5,00%
	A3	R157,26	R165,12	5,00%
	A2	R204,10	R214,31	5,00%
	A1	R341,28	R358,34	5,00%
	A0	R451,70	R474,29	5,00%
	<u>Paper Size (Colour)</u>			
	A4	R194,06	R203,76	5,00%
	A3	R257,63	R270,51	5,00%
	A2	R411,55	R432,13	5,00%
	A1	R508,58	R534,01	5,00%
	A0	R913,43	R959,10	5,00%
2	Supply of Digital Data:			
	(i) Digital Orthphotos			
	per 1:10 000 Cut into 8 blocks of the original	R144,98	R152,23	5,00%
	per 1:5 000 sheets	R579,91	R608,91	5,00%
	per 1:10 000	R689,55	R724,03	5,00%
	(ii) Other digital data (zipped file)			
	Minimum Search fee	R301,57	R316,65	5,00%
	Per half hour thereafter	R152,24	R159,85	5,00%
	Complete data set	R3 583,88	R3 763,07	5,00%
	(iii) Cost of Digital Medium (CD)	R32,59	R34,22	5,00%
	(iv) Digital extraction of GIS Shapefiles per mb			
	0-999kb or part thereof	R101,83	R106,92	5,00%
	1mb - 5mb ( per mb)	R258,44	R271,36	5,00%
	more than 5mb (per mb)	R383,89	R403,08	5,00%
	(v) Digital Extraction of maps			
	Jpeg/ PDF per image	R101,83	R106,92	5,00%
	Tiff per image	R258,44	R271,36	5,00%


**SUSTAINABLE DEVELOPMENT AND CITIES DEVELOPMENT  
TOWN PLANNING AND ENVIRONMENTAL MANAGEMENT  
Building Control Tariffs**

The following amended tariffs are for the Msunduzi Municipality excluding Less Formal Townships and any other area declared by the Msunduzi Municipality

	2025/26 Excl.Vat	2026/27 Excl.Vat	% Incr
1. Building plans submission fees			
(a) Preliminary building plans submitted for scrutiny and comment, 25% of the normal plan approval fee as detailed below.			
(b) Plans for new buildings or additions to buildings submitted			
i) For the first 20m <sup>2</sup>	R680,89	R714,93	5,00%
ii) Each additional 10m <sup>2</sup> exceeding 20 m <sup>2</sup> up to and including 5000 m <sup>2</sup>	R175,58	R184,36	5,00%
iii) For each additional 10m <sup>2</sup> over 5000 m <sup>2</sup> up to and including 15000 m <sup>2</sup>	R265,88	R279,17	5,00%
iv) For each additional 10m <sup>2</sup> over 15 000 m <sup>2</sup>	R57,08	R59,93	5,00%
v) Minimum charge	R680,89	R714,93	5,00%
(c) Minor Building Work	R457,42	R480,29	5,00%
(d) Approval-in-Principle (non-refundable)	25% of Building Plan Fee		
(e) Alterations ½% of estimated cost (0,005 x estimated cost) - minimum charge	R680,89	R714,93	5,00%
(f) Swimming Pools - minimum charge	R454,98	R477,73	5,00%
(g) Drainage - minimum charge only	R680,89	R714,93	5,00%
(h) Petrol, Diesel & Gas Installations - minimum charge only	R680,89	R714,93	5,00%
(i) Temporary Buildings & Structures For every 50m <sup>2</sup> (or part thereof)	R389,21	R408,67	5,00%
(j) Pre-Cast Concrete Boundary Fences			
Precast concrete boundary walls not adjacent to a road boundary and not exceeding 1,8 metres in height shall be exempt from the need for the submission of sketch plans or the payment of a fee	Exempt		
Precast concrete boundary walls not adjacent to a road boundary but exceeding 1,8 metres in height shall require the submission of an application with sketch plan and the payment of fee of	R454,98	R477,73	5,00%
Precast concrete boundary walls adjacent to a road and not exceeding 1,5 metres in height shall be exempt from the need for the submission of plans or the payment of a fee	Exempt		
Precast concrete boundary walls adjacent to a road and which exceed 1,5 metres in height shall be subject to the submission of application forms, building plans and payment of a fee calculated at half a percent of the value of the fence with a minimum fee of	R192,54	R202,17	5,00%
(k) Application fee for processing of Demolition applications	R450,00	R472,50	5,00%
(l) Application fee for the substitution of a plan during the approval process	R289,00	R303,45	5,00%

**SUSTAINABLE DEVELOPMENT AND CITIES DEVELOPMENT  
TOWN PLANNING AND ENVIRONMENTAL MANAGEMENT  
Building Control Tariffs**

		<b>2025/26</b>	<b>2026/27</b>	
		<b>Excl.Vat</b>	<b>Excl.Vat</b>	<b>% Incr</b>
2	Hoarding			
	Deposit - Per frontage of 10m (or part thereof)	R7 385,62	R7 754,90	5,00%
	Rental - Per frontage of 10m (or part thereof) per week	R356,92	R374,77	5,00%
4	Building plans			
	(a) Search fees	R40,89	R42,93	5,00%
	(b) Copies of documents (per copy)			
	i) A4	R13,71	R14,40	5,00%
	ii) A3	R15,56	R16,34	5,00%
	(c) Copies of building plans (per copy)			
	i) A4	R29,23	R30,69	5,00%
	ii) A3	R65,25	R68,51	5,00%
	iii) A2	R107,30	R112,67	5,00%
	iv) A1	R136,73	R143,57	5,00%
	v) AO	R179,50	R188,48	5,00%
	ix) Digital copies	R 127,30	R 133,67	5,00%



**SUSTAINABLE DEVELOPMENT AND CITIES DEVELOPMENT  
TOWN PLANNING AND ENVIRONMENTAL MANAGEMENT  
Building Control Tariffs**

PLAN SUBMISSION FEES FOR MASS HOUSING TOWNSHIPS AND ANY OTHER AREA DECLARED BY THE MSUNDUZI MUNICIPALITY

	2025/26 Excl.Vat	2026/27 Excl.Vat	% Incr
1 Building Plans			
(a) Preliminary plans submitted for scrutiny and comment	R240,20	R252,21	5,00%
(b) 20 m <sup>2</sup> - 30 m <sup>2</sup>	R240,20	R252,21	5,00%
(c) 30 m <sup>2</sup> - 40 m <sup>2</sup>	R281,54	R295,62	5,00%
(d) 40 m <sup>2</sup> - 50 m <sup>2</sup>	R312,50	R328,13	5,00%
(e) 50 m <sup>2</sup> - 60 m <sup>2</sup>	R349,56	R367,04	5,00%
(f) 60 m <sup>2</sup> - 70 m <sup>2</sup>	R445,92	R468,22	5,00%
(g) 70 m <sup>2</sup> - 80 m <sup>2</sup>	R569,47	R597,94	5,00%
(h) for the alteration of any building which does not increase the floor area thereof	R240,20	R252,21	5,00%
(i) application fee for the erection of a minor building work as defined in the National Building Regulations	R240,20	R252,21	5,00%
(j) permission for the erection of temporary buildings may be granted upon payment of a charge of <b>R240,20 for each 50 m<sup>2</sup></b> or part thereof. Such permission shall be valid for twelve months, but may be renewed for further periods of twelve months upon payment of charges at the same rate.	R240,20	R252,21	5,00%
2 Precast concrete boundary walls			
(a) precast concrete boundary walls not adjacent to a road boundary but exceeding 1,8 metres in height shall require the submission of an application with sketch plan but exempt from the payment of a fee	Exempt	Exempt	
(b) precast concrete boundary walls adjacent to a road boundary and not exceeding 1,5 metres in height shall be exempt from the need for the sub-mission of sketch plans or the payment of a fee.	Exempt	Exempt	
(c) precast concrete boundary walls adjacent to a road and which exceed 1,5 metres in height shall be subject to the submission of application forms, building plans and payment of a fee calculated at half a per cent of the value of the fence with a minimum fee of	R240,20	R252,21	5,00%
3 Building plan search fee	R40,89	R42,93	5,00%

**SUSTAINABLE DEVELOPMENT AND CITIES DEVELOPMENT  
TOWN PLANNING AND ENVIRONMENTAL MANAGEMENT  
Building Control - Advertising Signage Tariffs**

**A. Application Fees and Deposits for a License/Permit for Outdoor Advertising**

Every person who applies to Council for its approval or permission shall on making application pay to the Council the charge determined therefore and no application shall be considered until such charge has been paid;  
The charges are set out below:

1	A non-refundable application fee must be tendered with each application (whether on privately-owned or Council-owned property). Application fees per sign shall be levied for sign types A (Billboards), B (Ground Signs), C (Wall Signs), D (Roof Signs), and E (Verandah, Balcony, Canopy and Under-Awning Signs) as follows: NB! Application fees for billboards and ground signs will be per sign face.			
		<b>2025/26</b>	<b>2026/27</b>	
(a)	Council-owned Property	<b>Excl.Vat</b>	<b>Excl.Vat</b>	<b>% Incr</b>
	For any Billboard or Ground Sign on Council Property			
	Basic Fee	R1 765,50	R1 853,78	5,00%
	Plus the applicable fee as reflected below:			
	<b>Area of Sign</b>			
	<b>Non Illuminated</b>			
	Application fee per sign for sign area up to 2m <sup>2</sup>	R627,28	R658,64	5,00%
	Application fee per sign for sign area up to 4m <sup>2</sup>	R862,94	R906,09	5,00%
	Application fee per sign for sign area up to 6m <sup>2</sup>	R1 161,16	R1 219,22	5,00%
	Application fee per sign for sign area up to 12m <sup>2</sup>	R1 659,21	R1 742,17	5,00%
	Application fee per sign for sign area up to 18m <sup>2</sup>	R5 421,71	R5 692,80	5,00%
	Application fee per sign for sign area up to 24m <sup>2</sup>	R6 784,55	R7 123,78	5,00%
	Application fee per sign for sign area up to 36m <sup>2</sup>	R10 545,85	R11 073,14	5,00%
	Application fee per sign for sign area over 36m <sup>2</sup>	R12 942,11	R13 589,22	5,00%
	<b>Area of Sign</b>			
	<b>Illuminated</b>			
	Application fee per sign for sign area up to 2m <sup>2</sup>	R630,90	R662,45	5,00%
	Application fee per sign for sign area up to 4m <sup>2</sup>	R952,25	R999,86	5,00%
	Application fee per sign for sign area up to 6m <sup>2</sup>	R1 416,44	R1 487,27	5,00%
	Application fee per sign for sign area up to 12m <sup>2</sup>	R2 154,38	R2 262,10	5,00%
	Application fee per sign for sign area up to 18m <sup>2</sup>	R6 534,60	R6 861,33	5,00%
	Application fee per sign for sign area up to 24m <sup>2</sup>	R7 885,58	R8 279,86	5,00%
	Application fee per sign for sign area up to 36m <sup>2</sup>	R12 646,68	R13 279,02	5,00%
	Application fee per sign for sign area over 36m <sup>2</sup>	R19 336,04	R20 302,85	5,00%
	<b>Area of Sign</b>			
	<b>Electronic</b>			
	Application fee per sign for sign area up to 2m <sup>2</sup>	R1 400,28	R1 470,29	5,00%
	Application fee per sign for sign area up to 4m <sup>2</sup>	R2 793,40	R2 933,07	5,00%
	Application fee per sign for sign area up to 6m <sup>2</sup>	R4 200,83	R4 410,87	5,00%
	Application fee per sign for sign area up to 12m <sup>2</sup>	R9 471,67	R9 945,26	5,00%
	Application fee per sign for sign area up to 18m <sup>2</sup>	R10 462,50	R10 985,63	5,00%
	Application fee per sign for sign area up to 24m <sup>2</sup>	R11 446,18	R12 018,48	5,00%
	Application fee per sign for sign area up to 36m <sup>2</sup>	R12 357,85	R12 975,74	5,00%
	Application fee per sign for sign area over 36m <sup>2</sup>	R16 474,42	R17 298,14	5,00%
(b)	Privately-owned Property (excluding National/Provincial Government)			
	Application fee per sign for sign area up to 2m <sup>2</sup>	R1 400,28	R1 470,29	5,00%
	Application fee per sign for sign area up to 4m <sup>2</sup>	R2 793,40	R2 933,07	5,00%
	Application fee per sign for sign area up to 6m <sup>2</sup>	R4 200,83	R4 410,87	5,00%
	Application fee per sign for sign area up to 12m <sup>2</sup>	R9 471,67	R9 945,26	5,00%
	Application fee per sign for sign area up to 18m <sup>2</sup>	R10 462,50	R10 985,63	5,00%
	Application fee per sign for sign area up to 24m <sup>2</sup>	R11 446,18	R12 018,48	5,00%
	Application fee per sign for sign area up to 36m <sup>2</sup>	R12 357,85	R12 975,74	5,00%
	Application fee per sign for sign area over 36m <sup>2</sup>	R14 710 plus R1498 per m <sup>3</sup>	R15 446 plus R1498 per m <sup>3</sup>	5,00%
	<b>Rental per month (Billboard)</b>			
	Application fee per sign for sign area up to 2m <sup>2</sup>	R3 745,00	R3 932,25	5,00%
	Application fee per sign for sign area up to 4m <sup>2</sup>	R4 815,00	R5 055,75	5,00%
	Application fee per sign for sign area up to 6m <sup>2</sup>	R4 280,00	R4 494,00	5,00%
	Application fee per sign for sign area up to 12m <sup>2</sup>	R5 885,00	R6 179,25	5,00%
	Application fee per sign for sign area up to 18m <sup>2</sup>	R6 313,00	R6 628,65	5,00%
	Application fee per sign for sign area up to 24m <sup>2</sup>	R6 955,00	R7 302,75	5,00%
	Application fee per sign for sign area up to 36m <sup>2</sup>	R10 165,00	R10 673,25	5,00%
	Application fee per sign for sign area over 36m <sup>2</sup>	R11 235,00	R11 796,75	5,00%
2	Any minor amendment to an application, considered by the duly authorized official of Council to be a minor amendment, may be submitted at a reduced application fee of <b>R499.96</b> each	R476,15	R499,96	5,00%
3	An application fee must be tendered with each application for advertisements for sign types F (Posters, Banners and Flags excluding Election Advertisements) as follows:			
3.1	Per 25 posters or part thereof	R642,00	R674,10	5,00%
3.2	Per 25 posters or part thereof for events not taking place within the Msunduzi Municipal area	R2 514,50	R2 640,23	5,00%
3.3	Per 50 posters or part thereof	R2 007,30	R2 107,66	5,00%
3.4	Per 50 posters or part thereof for events not taking place within the Msunduzi Municipal area	R4 066,00	R4 269,30	5,00%
3.5	Per 100 posters or part thereof for events taking place within the Msunduzi			

Municipal area	R3 951,88	R4 149,48	5,00%
3.6 Per 100 posters or part thereof for events not taking place within the Msunduzi Municipal area	R6 955,00	R7 302,75	5,00%
3.7 Posters for extra week (additional) over and above the fourteen days	R444,00	R466,20	5,00%

**TOWN PLANNING AND ENVIRONMENTAL MANAGEMENT**  
Building Control - Advertising Signage Tariffs

		<b>2025/26 Excl.Vat</b>	<b>2026/27 Excl.Vat</b>	<b>% Incr</b>
4	Estates Agents Boards - A non-refundable application fee (or part thereof) must be tendered with the annual application , per Agency			
	Per annum			
4.1	1 to 5 Agents	R2 235,23	R2 346,99	5,00%
4.2	6 to 10 Agents	R4 815,00	R5 055,75	5,00%
4.3	11 to 20 Agents	R10 250,60	R10 763,13	5,00%
4.4	21 to 30 Agents	R14 445,00	R15 167,25	5,00%
4.5	31 to 50 Agents	R19 172,26	R20 130,87	5,00%
4.6	51 Plus Agents	R41 195,00	R43 254,75	5,00%
5	A non-refundable application fee must be tendered with the annual application for Portable Boards (Sandwich Boards) or any other collapsible structure – per annum	R1 607,14	R1 687,50	5,00%
6	A non-refundable application fee must be tendered with each application for Aerial Advertisements; (except where to be mounted on an aircraft). Adequate public liability insurance for the duration of display will also need to be furnished to Council's satisfaction – per annum	R1 607,14	R1 687,50	5,00%
7	Transit Advertising: A non-refundable application fee as follows; must be tendered with each application for transit vehicles. A certified copy of the current vehicle registration certificate must accompany each application:			
7.1	Annual Application Fee for trailers – per annum	R2 118,60	R2 224,53	5,00%
7.2	Annual Application Fee for electronic trailer– per annum	R4 178,35	R4 387,27	5,00%
8	Newspaper Headline Posters: A non-refundable application fee per annum or part thereof must be tendered with the annual application fee (from each company)	R4 260,74	R4 473,78	5,00%
9	Street Pole Advertisements - application fee (once-off) per pole	R447,26	R469,62	5,00%
10	Building Wraps - Non refundable application fee	R4 171,93	R4 380,53	5,00%

**SUSTAINABLE DEVELOPMENT AND CITIES DEVELOPMENT  
TOWN PLANNING AND ENVIRONMENTAL MANAGEMENT**

Building Control - Advertising Signage Tariffs

	2025/26 Excl.Vat	2026/27 Excl.Vat	% Incr	
<b>B. Rentals for Individual Outdoor Advertising Signs on Council Property</b>				
Rental shall be charged in respect of all individual outdoor advertising signage on Council property in terms of the current Policy and Bylaws on Outdoor Advertising Signs, excluding any bulk signage erected as part of an approved project for a particular type of signage at various locations in the City. The minimum being as follows:				
1	Banners-R 628,04 per week or part thereof per banner plus any costs incurred by the Council in the erection thereof (Charitable and non-profit organizations will be exempt from the above tariff, but must still tender an application.)	R598,13	R628,04	5,00%
1.1	Banners- for an extra week (additional) over and above the initial two weeks	R739,17	R776,13	5,00%
1.2	Advertising on Comrades Gantry (per week)	R2 847,66	R2 990,04	5,00%
1.3	Comrades Gantry, for out of area events	R4 199,53	R4 409,50	5,00%
1.4	Gantry for an extra week (additional) over and above the fourteen days	R677,10	R710,95	5,00%
2	A fee must be tendered with each application for advertisements for sign types F (Flags excluding Election Advertisements) for fourteen days			
2.1	Flags (special event) 1-15	R2 652,01	R2 784,61	5,00%
2.2	Commercial advertising flags ( per flag)	R113,40	R119,07	5,00%
3	Remote Advertising Annual Rental per Sq m per face	R436,19	R457,99	5,00%
4	Annual Rental per Sq m per face - Electronic Advertising Signs on Council property	R1 309,07	R1 374,52	5,00%
5	Transit Advertising: A non-refundable rental fee			
5.1	Per Trailer per Site – per week	R720,70	R756,73	5,00%
5.2	Per Electronic Trailer per Site – per week	R1 179,15	R1 238,11	5,00%
5.3	Release of impounded vehicles - Items 1, 2 and 3 of the Traffic and Security Tariffs as contained in this document shall apply.			
6	Street Pole Advertisements - Rental for 2 weeks per pole	R582,16	R611,27	5,00%
7	Newspaper Headline Posters: A non-refundable rental fee			
7.1	A Rental fee based on the total number of display frames to be used shall be paid monthly in advance, per display frame	R8,11	R8,52	5,00%
8	An encroachment fee per m <sup>2</sup> per annum or part thereof to be paid for each sign type that encroaches over Council property.	R720,06	R756,06	5,00%
<b>C. Illegal Outdoor Advertising Signs on Council Property (per advertising sign)</b>				
1	Registered Estates Agents boards fine	R2 160,17	R2 268,18	5,00%
2	Authorised (Harzadous, worn out)	Removal Fee	Removal Fee	
3	Unauthorised Signs fine	R270,74	R284,28	5,00%
4	Failure to remove legal posters fine	R7 200,57	R7 560,59	5,00%
5	Unauthorised posters fine	R8 990,62	R9 440,15	5,00%
6	Illegal trailer fine	R15 060,01	R15 813,02	5,00%
7	Illegal electronic advertisement fine	R21 927,70	R23 024,09	5,00%
8	Illegal Billboard fine	R14 850,37	R15 592,89	5,00%

In addition to the fines above, the actual removal fee will be charged if the advertising sign is removed at Council's cost

**SUSTAINABLE DEVELOPMENT AND CITIES DEVELOPMENT  
TOWN PLANNING AND ENVIRONMENTAL MANAGEMENT**

Wayleaves Tariffs

		2025/26 Excl.Vat	2026/27 Excl.Vat	% Incr
1	<b>Processing Fees</b>			
	a. Processing of a Wayleave Application:			
	- Basic (up to 1km service installation)	R1 692,32	R1 776,93	5,00%
	- Additional (per extra km or part thereof)	R1 692,32	R1 776,93	5,00%
	- Processing of application to close a road for construction purposes	R1 903,86	R1 999,05	5,00%
2	<b>Exemption for tariff but not for extension of time:</b> All Msunduzi Departments All National Departments All Provincial Departments			
3	<b>Parking meter bays: dis-established</b>	As determined by Municipal Traffic Department	As determined by Municipal Traffic Department	
4	Charges/Fees for the use of Public Road Reserves <b>Basic Charge/Fee during construction:</b> Per day	R2 289,91	R2 404,41	5,00%
5	Tariffs for extension of time beyond that approved in the Wayleave Work Permit: <b>(without prejudice to Council's other rights or remedies in terms of the application bylaws or Wayleave Permit)</b> Charge payable additional to Basic Charge/Fee, Per day	R1 144,96	R1 202,21	5,00%
6	Penalty for exceeding the time to do work in terms of the Wayleave permit, per day	R15 477,85	R16 251,74	5,00%
7	Penalty for having temporary closed a road without written permission from Roads and Stormwater Department	R30 955,70	R32 503,49	5,00%
8	Penalties ((without prejudice to Council's other rights or remedies in terms of the applicable by-laws or Wayleave Permit: Upon inspection, deviation from Wayleave conditions (per occasion, payable immediately)) -	R11 449,58	R12 022,06	5,00%
9	Security Deposit (at the end of guarantee period of 12 months the security deposit shall be refunded, or the balance remaining if it has been drawn on to repair poor quality workmanship or damage to other services, shall be refunded):			
	The security deposit shall be kept on the trust account of an attorney, and proof be submitted to the Municipality, any costs related to this shall be to the applicant.			
	Project less than 100 m	R15 477,85	R16 251,74	5,00%
	Project between 100m to 1000m	R154 778,50	R162 517,43	5,00%
	Project greater 1001 m	R773 892,50	R812 587,13	5,00%

**SUSTAINABLE DEVELOPMENT AND CITIES DEVELOPMENT  
HOUSING DEVELOPMENT FUND**


Human Settlements

Eastwood No.1 (Econo)  
Eastwood No. 1 (Sub-E)  
Glenwood  
The Grange No. 1  
Northdale No. 8 (Sub-E)  
Northdale No. 10 (Sub-E)  
Northdale 7 (Econo)  
Northdale 9 (Econo)  
Northdale 12  
Riverbend No. 1  
Woodlands No. 3  
Woodlands No. 4  
Woodlands No. 8  
Sobantu - Housing

Properties Outside Schemes

Rents for the above areas will be calculated at the prevailing market rental for a similar property in the relevant area at the time the property is allocated. The Municipality reserves the right to change the terms of the lease agreement to align to market related and assessment of household income on case by case basis.

Rental for household with a monthly income from between R0 to R3500 per month to be fixed at R500 and adjusted according to the flat size. This only applies to existing tenants. Once new BNG/RDP houses are available, they will be relocated.



**SUSTAINABLE DEVELOPMENT AND CITIES DEVELOPMENT  
HOUSING DEVELOPMENT FUND  
Human Settlements**

	<b>2025/26 Excl.Vat</b>	<b>2026/27 Excl.Vat</b>	<b>% Incr</b>
<b>Willow Gardens</b>			
Batchelor Flat rental	R821,50	R866,68	5,50%
1 Bedroom Flat rental	R903,65	R953,35	5,50%
2 Bedroom Flat rental	R1 067,96	R1 126,70	5,50%
3 Bedroom Flat rental	R1 232,25	R1 300,02	5,50%

Rental for household with a monthly income from between R3501 to R7500 per month be set at 25% of their household income and adjusted according to the flat size. This only applies to existing tenants.

<b>Erica and Nerina Flats</b>			
2 Bedroom Flat rental	R5 694,47	R6 007,66	5,50%
3 Bedroom Flat rental	R6 643,64	R7 009,04	5,50%

Rental for household with a monthly income from between R0 to R3500 per month to be fixed at R500 and adjusted according to the flat size. This only applies to existing tenants. Once new BNG/RDP houses are available, they will be relocated.

<b>Erica and Nerina Flats</b>			
2 Bedroom Flat rental	R1 067,96	R1 126,70	5,50%
3 Bedroom Flat rental	R1 232,25	R1 300,02	5,50%

Rental for household with a monthly income from between R3501 to R7500 per month be set at 25% of their household income and adjusted according to the flat size. This only applies to existing tenants.

**Gross minimum income to afford accommodation at market related rentals are as follows:-**  
not more than 20% of income

<b>Willow Gardens – per month</b>			
Batchelor Flat	R13 455,74	R14 195,80	5,50%
1 Bedroom Flat	R16 857,14	R17 784,28	5,50%
2 Bedroom Flat	R20 056,20	R21 159,29	5,50%
3 Bedroom Flat	R22 300,73	R23 527,27	5,50%

<b>Erica and Nerina Flats – per month</b>			
2 Bedroom Flat	R28 472,44	R30 038,42	5,50%
3 Bedroom Flat	R33 218,18	R35 045,18	5,50%

New Tenants – An increase based on the Valuation of Rental Stock will be applied

**Notes:**

- Offers of accommodation are made to applicants only where the required rental does not constitute more than 20% of the applicant's gross income in terms of Council Resolution and based on national legislation.
- The gross minimum income to qualify to be registered on Council's waiting list is **R3500.00** which is in accordance with the Housing Act of 1997.
- The Municipality reserves the right to subject the lease agreement to review and charge market related rental on bases revised market value of flat due upgraded flats or due changes in marker condition in the area.

**Jika Joe Flats - per month**

2 Bedroom Flat

**Income bands**

R800 - R1500 pm	R500,00
R1501 - R2500 pm	R700,00
R2501 - R3500pm	R800,00

as per CRU guidelines for low cost housing  
as per CRU guidelines for low cost housing  
as per CRU guidelines for low cost housing

**INTEREST RATE**

1	Interest rate per annum (calculated on daily outstanding balance)	11,25%
---	---	--------

**SUSTAINABLE DEVELOPMENT AND CITIES DEVELOPMENT  
DEVELOPMENT SERVICES MANAGEMENT  
Licensing**

		<b>2025/26 Excl.Vat</b>	<b>2026/27 Excl.Vat</b>	<b>% Incr</b>
1	Trade Licenses Application Fee			
	Business conducted from fixed premises			
	Item 1 & 2 License	No Change		
	Processing Fee	R874,18	R917,89	5,00%
	Informal Trade License Application Fee			
	Item 3 License	No Change		No Change
	Processing Fee	R168,00	R176,40	5,00%
	Duplicate License Fee			
	Processing Fee	No Change		No Change
		R60,00	R63,00	5,00%
	Informal Trade			
	(i) Traders with Facilities	R200,00	R210,00	5,00%
	(ii) Traders with Services (Electricity & Water)	R350,00	R367,50	5,00%
	Impoundment of Goods	R500,00	R525,00	5,00%
	Release of goods fee	R350,00	R367,50	5,00%
	General Traders (Freedom Square)	R200,00	R210,00	5,00%
	Permit Identification Fee	R120,75	R126,79	5,00%
	Guilty Offence Fee	R1 000,00	R1 050,00	5,00%
2	Bandstand	R280,00	R294,00	5,00%

**SUSTAINABLE DEVELOPMENT AND CITIES DEVELOPMENT**

Health


		<b>2025/26 Excl.Vat</b>	<b>2026/27 Excl.Vat</b>	<b>% Incr</b>
1	Food Inspection For Voluntary surrender of foodstuffs for destruction	R164,51	R172,74	5,00%
2	Animal & Bee keeping permits (per permit)	R75,58	R79,36	5,00%
3	Fines For contravention of health legislation			
<b>Tariffs relating to Dairymen and Milk Dealers</b>				
4	Fees payable in respect of certificates of registration:			
	(a) application for a certificate of registration	R744,59	R781,82	5,00%
	(b) annual renewal thereof	R356,62	R374,45	5,00%
5	Fees payable for the testing of milk samples:			
	(a) during consideration of an application for a certificate of registration	R581,99	R611,09	5,00%
	(b) upon request	R587,54	R616,92	5,00%
6	Clearing of Vacant Land	Cost of clearing plus any applic. fee	Cost of clearing plus any applic. fee	
7	Disposal of the Dead			
	Application per competence certificate(funeral and Mortuaries)	R680,00	R714,00	5,00%
	Application for exhumations and re-burials	R583,00	R612,15	5,00%
	Annul renewal:Certificate of Competence	R500,00	R525,00	5,00%
8	Food Safety			
	Certificate of Acceptability fees (informal)	R280,00	R294,00	5,00%
	Certificate of Acceptability fees (formal)	R589,00	R618,45	5,00%
	Certificate of Acceptability fees (Vehicles/Mobile)	R650,00	R682,50	5,00%
	Food Export Certificate per application	R1 360,64	R1 428,67	5,00%
9	Fuel Burning Appliances			
	Certificate of acceptability (feeding schemes-government schools(NoFee)	R0,00	R0,00	
	Fuel Burning Equipment Certificates	R3 089,00	R3 243,45	5,00%
	Open Burning Certificate per application	R815,38	R856,15	5,00%
	Biennial (2Years) Certificate renewal	R1 500,00	R1 575,00	5,00%
10	Events			
	Open Air Music Events	R815,38	R856,15	5,00%
	EHP time rendered for service per hour	R680,00	R714,00	5,00%
	Certificate of acceptability fee per event	R200,00	R210,00	5,00%
11	Health Permits			
	Administrative/processing fees(all permits)Processing fee amount to be offset against permit fee if permit granted			
	Administrative/processing fee non-refundable if permit is not approved	R200,00	R210,00	5,00%
	Day- care Centres - (Private)	R890,00	R934,50	5,00%
	NGO,CBO(NPO's Certificate)	R890,00	R934,50	5,00%
	Schools - (Private)	R890,00	R934,50	5,00%
	Nursing Homes (Private)	R890,00	R934,50	5,00%
	Old age homes (Private)	R890,00	R934,50	5,00%
	Rehabilitation centres (Private)	R890,00	R934,50	5,00%
	Accommodation establishment	R890,00	R934,50	5,00%
	Beauty salons & Tattoo Parlour	R890,00	R934,50	5,00%
	Dry cleaning- Laundry establishment (Private)	R500,00	R525,00	5,00%
	Keeping of Animals (business pet shop etc)	R890,00	R934,50	5,00%
	Keeping of Animals	R890,00	R934,50	5,00%
	Offensive Trades	R2 208,00	R2 318,40	5,00%
	Re-Issue of Certificates/Permits	R382,54	R401,67	5,00%
	Ritual slaughter (No Fee)	R0,00	R0,00	
12	Scientific Services (WATER QUALITY ANALYSIS)			
	E Coli	R343,84	R361,03	5,00%
	Total Collforms	R343,84	R361,03	5,00%
	S.Aureus(identify)	R343,84	R361,03	5,00%
	Total Plate count	R343,84	R361,03	5,00%
	Salmonella	R343,84	R361,03	5,00%
	Phosphatase	R343,84	R361,03	5,00%
	Salmonella	R343,84	R361,03	5,00%
	Turbidity	R343,84	R361,03	5,00%
	pH	R343,84	R361,03	5,00%
	Total/free chlorine	R343,84	R361,03	5,00%
	Chemical Oxygen Demand	R343,84	R361,03	5,00%
	Listeria monocytogenes	R343,84	R361,03	5,00%
	Chemical analysis of drinking water in terms of SANS 241	R1 343,84	R1 411,03	5,00%
	Sampling and analysis of Bore-hole intended for human consumption	R1 343,84	R1 411,03	5,00%
	Sampling and analysis of a communal swimming pool	R643,84	R676,03	5,00%
	Pre and post analytical consumables	R343,84	R361,03	5,00%
13	NUISANCES			

Cutting of grass, undergrowth, weeds and /or vegetation to a maximum height of 150mm above ground level per 2m, which shall include the shredding of grass to the satisfaction of the Council

R21,45

R22,52

5,00%



SUSTAINABLE DEVELOPMENT AND CITIES DEVELOPMENT

Health

		2025/26 Excl.Vat	2026/27 Excl.Vat	% Incr
	Cutting of reeds to a maximum height of 150mm above ground level per m2, which shall include the shredding or removal thereof to the satisfaction of the Council	R31,45	R33,02	5,00%
	Removal of waste material to the satisfaction of the Council per 1000kg or part thereof	R720,25	R756,26	5,00%
14	SERVICES FOR INDIGENT			
	Proof of status	10-25% of normal	10-25% of normal	
15	ATMOSPHERIC EMISSION LICENSING			
	ATMOSPHERIC EMISSION LICENSING	R13 090,95	R13 745,50	5,00%
	Application for Atmospheric Emission Licence review	R13 090,95	R13 745,50	5,00%
	Application for Atmospheric Emission Licence renewal	R6 545,48	R6 872,75	5,00%
	Application for Atmospheric Emission Licence transfer	R6 618,19	R6 949,10	5,00%
16	VECTOR CONTROL			
	Disinfection of vectors and other pests eg mosquitoes, cockroaches	R223+(120/500ml)	R234+(120/500ml)	5,00%
	Destruction of rodents on premises	R223+(55,44 per 100g bait unit)	R234+(55,44 per 100g bait unit)	5,00%
17	COVID-19			
	Disinfection for Covid-19	R223+(120/500 ml)	R234+(120/500ml)	5,00%
	<b>Environmental Management</b>			
1	Conservation Plan Map (digital)	R607,00	R637,35	5,00%
2	Ecosystem Services Plan Map (digital)	R607,00	R637,35	5,00%
3	Application for rectification of non-compliance with the Public Open Space By-Law			
	High impact activity	R13 459,00	R14 131,95	5,00%
	Medium impact activity	R8 094,25	R8 498,96	5,00%
	Low impact activity	R6 729,50	R7 065,98	5,00%

**SUSTAINABLE DEVELOPMENT AND CITIES DEVELOPMENT**  
**Greater Edendale & Vulindlela Development Initiative**

	2025/26 Excl.Vat	2026/27 Excl.Vat	% Incr
<b>Printing of Maps on Edendale ArcMap Software</b>			
Erf/Erven Cadastral Map (Black & White)			
A4	R35,00	R36,75	5,00%
A3	R51,50	R54,08	5,00%
A2	R62,00	R65,10	5,00%
A1	R85,50	R89,78	5,00%
A0	R120,00	R126,00	5,00%
Erf/Erven Cadastral Map (Colour)			
A4	R49,00	R51,45	5,00%
A3	R71,50	R75,08	5,00%
A2	R122,00	R128,10	5,00%
A1	R162,00	R170,10	5,00%
A0	R289,00	R303,45	5,00%
with ≤ 5 layers			
A4	R47,22	R49,58	5,00%
A3	R75,81	R79,60	5,00%
A2	R125,47	R131,74	5,00%
A1	R265,38	R278,65	5,00%
A0	R333,62	R350,30	5,00%
with > 5 layers			
A4	R81,68	R85,76	5,00%
A3	R139,27	R146,23	5,00%
A2	R258,39	R271,31	5,00%
A1	R312,30	R327,92	5,00%
A0	R430,54	R452,07	5,00%
<b>Electronic Maps Created on Edendale ArcMap Software</b> <i>(Copied onto memory stick or emailed)</i>			
A4	R30,00	R31,50	5,00%
A3	R41,50	R43,58	5,00%
A2	R52,00	R54,60	5,00%
A1	R75,50	R79,28	5,00%
A0	R100,00	R105,00	5,00%
with ≤ 5 layers			
A4	R32,22	R33,83	5,00%
A3	R42,81	R44,95	5,00%
A2	R55,47	R58,24	5,00%
A1	R65,38	R68,65	5,00%
A0	R82,62	R86,75	5,00%
with > 5 layers			
A4	R81,68	R85,76	5,00%
A3	R109,27	R114,73	5,00%
A2	R258,39	R271,31	5,00%
A1	R312,30	R327,92	5,00%
A0	R430,54	R452,07	5,00%
<b>Edendale Property Ownership Information</b>			
Ownership Search Fee	R30,00	R31,50	5,00%
Print Out of Ownership Information	R45,00	R47,25	5,00%
Print Out & Map	R50,00	R52,50	5,00%
<b>Edendale ArcMap Shapefiles</b>			
Project Information Package	R765,97	R804,27	5,00%
Digitising of Data on ArcMap			
Minimum Fee (0-30min)	R144,63	R151,86	5,00%
Thereafter (per 30min)	R109,34	R114,81	5,00%
Complete Package of Edendale ArcMap Information Dataset (Excluding Individual Projects and Private Operational Municipal Datasets)	R2 867,53	R3 010,91	5,00%

**SUSTAINABLE DEVELOPMENT AND CITIES DEVELOPMENT  
MUNICIPAL BUSINESS ENTITIES MANAGEMENT**

Airport

		<b>2025/26 Excl.Vat</b>	<b>2026/27 Excl.Vat</b>	<b>% Incr</b>
1	<b>Passenger levy fee</b>			
	departing passengers on all scheduled flights	R196,90	R226,43	15,00%
	departing passengers on all non-schedule/charter flights	R196,90	R226,43	15,00%
	departing passengers on general aviation flights	R118,40	R136,16	15,00%
2	<b>Domestic Landings: Fixed Wing Aircraft</b>			
	Maximum certified mass in kg of aircraft up to and including			
	0 - 500	R130,99	R150,64	15,00%
	501 - 1000	R193,34	R222,34	15,00%
	1001 - 1500	R247,74	R284,90	15,00%
	1501 - 2000	R328,14	R377,36	15,00%
	2001 - 2500	R352,77	R405,68	15,00%
	2501 - 3000	R406,08	R466,99	15,00%
	3001 - 4000	R566,59	R651,58	15,00%
	4001 - 5000	R723,84	R832,41	15,00%
	5001 - 6000	R881,08	R1 013,24	15,00%
	6001 - 7000	R1 044,62	R1 201,31	15,00%
	7001 - 8000	R1 195,57	R1 374,90	15,00%
	8001 - 9000	R1 351,72	R1 554,48	15,00%
	9001 - 10000	R1 541,76	R1 773,02	15,00%
	10001 - 12000	R1 747,13	R2 009,20	15,00%
	12001 - 14000	R1 976,83	R2 273,35	15,00%
	14001 - 16000	R2 206,55	R2 537,53	15,00%
	16001 - 18000	R2 435,96	R2 801,35	15,00%
	18001 - 20000	R2 665,68	R3 065,54	15,00%
	20001 - 22000	R2 895,10	R3 329,36	15,00%
	for every 2000 kg's over 22000 kg's	R142,95	R164,39	15,00%
3	<b>Parking Fee: Fixed Wing Aircraft</b>			
	Maximum certified mass in kg of aircraft up to and including			
	0 - 2000	R84,23	R96,87	15,00%
	2001 - 3000	R172,27	R198,11	15,00%
	3001 - 4000	R244,75	R281,46	15,00%
	4001 - 5000	R336,62	R387,11	15,00%
	5001 - 10000	R494,95	R569,20	15,00%
	10001 - 15000	R650,30	R747,84	15,00%
	15001 - 20000	R819,82	R942,80	15,00%
	20001 - 25000	R978,72	R1 125,53	15,00%
	for every 5000 kg's over 25000 kg's	R210,80	R242,41	15,00%

**SUSTAINABLE DEVELOPMENT AND CITIES DEVELOPMENT  
MUNICIPAL BUSINESS ENTITIES MANAGEMENT**

Airport

		<b>2025/26</b>	<b>2026/27</b>	
		<b>Excl.Vat</b>	<b>Excl.Vat</b>	<b>% Incr</b>
<b>4</b>	<b>Domestic Landings: Helicopters</b>			
	Maximum certified mass in kg of aircraft up to and including			
	0 - 500	R26,53	R30,51	15,00%
	501 - 1000	R38,84	R44,67	15,00%
	1001 - 1500	R50,03	R57,54	15,00%
	1501 - 2000	R60,17	R69,19	15,00%
	2001 - 2500	R70,83	R81,45	15,00%
	2501 - 3000	R81,21	R93,39	15,00%
	3001 - 4000	R113,47	R130,50	15,00%
	4001 - 5000	R145,21	R166,99	15,00%
	5001 - 6000	R176,38	R202,84	15,00%
	6001 - 7000	R208,93	R240,27	15,00%
	7001 - 8000	R240,63	R276,73	15,00%
	8001 - 9000	R270,72	R311,33	15,00%
	9001 - 10000	R303,82	R349,40	15,00%
	10001 - 12000	R349,74	R402,21	15,00%
	12001 - 14000	R395,70	R455,05	15,00%
	14001 - 16000	R441,65	R507,89	15,00%
	16001 - 18000	R487,32	R560,41	15,00%
	18001 - 20000	R533,24	R613,22	15,00%
	for every 2000 kg's over 20000 kg's	R115,11	R132,37	15,00%
<b>5</b>	<b>Parking Fee: Helicopter</b>			
	Maximum certified mass in kg of aircraft up to and including			
	0 - 2000	R16,96	R19,50	15,00%
	2001 - 3000	R35,01	R40,26	15,00%
	3001 - 4000	R49,22	R56,61	15,00%
	4001 - 5000	R67,55	R77,69	15,00%
	5001 - 10000	R99,26	R114,15	15,00%
	10001 - 15000	R130,43	R150,00	15,00%
	15001 - 20000	R164,07	R188,68	15,00%
	20001 - 25000	R196,34	R225,79	15,00%
	for every 5000 kg's over 25000 kg's	R210,80	R242,41	15,00%
<b>6</b>	<b>Landing Fee: Experimental Aircraft</b>			
	Aircraft certified mass unlimited			
	0 - Unlimited	R172,55	R198,43	15,00%
<b>MISCELLANEOUS CHARGES</b>				
<b>7</b>	<b>Access Control Permits</b>			
	New security access permit including airside induction	R363,69	R418,24	15,00%
	Renewal of security access permit	R218,21	R250,94	15,00%
	Lost security access permit	R436,43	R501,89	15,00%
	Temporary security access permit including airside induction	R145,48	R167,30	15,00%
	Temporary visitor's day permit	R29,10	R33,46	15,00%
	Specialised vehicle security permit: Restricted airside area per annum	According to NA€ R727,38	R836,48	15,00%
	Maintenance area: Private vehicle per annum	According to NA€ R436,43	R501,89	15,00%

**SUSTAINABLE DEVELOPMENT AND CITIES DEVELOPMENT  
MUNICIPAL BUSINESS ENTITIES MANAGEMENT  
Municipal Market**

		2025/26 Excl.Vat	2026/27 Excl.Vat	% Incr
<u>Hiring, Storage and Ripening</u>				
1	Use of Handling Equipment			
	Hiring of light trolley (small) per day or part thereof	R3,04	R3,36	10,50%
	Hiring of heavy trolley (large) per day or part thereof	R9,08	R10,04	10,50%
Cold Storage of Fresh Produce or Other Articles				
2.a.	Storage tariffs of fresh produce or other articles (excluding bananas) in cold storage rooms per day or part thereof are indicated hereunder provided that the tariff shall not be less than <b>R11,71</b> per pallet per day	R11,71	R12,94	10,50%
2.b.	Packed into containers (other than large bags or pockets), the size of which shall be calculated per cubic centimeter and such calculation shall be based on the outer dimensions of the container.			
	i) Per container not exceeding 10 000 cm <sup>3</sup> (2 kg grape tray, S/L box)	R0,06	R0,07	10,50%
	ii) Per container exceeding 10 000 cm <sup>3</sup> but not exceeding 20 000 cm <sup>3</sup> (½ bushel, WB box, double layer, tomato box, lemon box, etc)	R0,13	R0,14	10,50%
	iii) Per container exceeding 20 000 cm <sup>3</sup> but not exceeding 30 000 cm <sup>3</sup> (jumble pack, multi-layer, pear box, and economy pack)	R0,19	R0,21	10,50%
	iv) Per container exceeding 30 000 cm <sup>3</sup> but not exceeding 40 000 cm <sup>3</sup> (economy pack)	R0,25	R0,28	10,50%
	v) Per container exceeding 40 000 cm <sup>3</sup> but not exceeding 50 000 cm <sup>3</sup> (apple, thrift pack, banana box)	R0,32	R0,35	10,50%
	vi) Per container exceeding 50 000 cm <sup>3</sup> but not exceeding 60 000 cm <sup>3</sup> (large cardboard box, timber crate – lettuce)	R0,38	R0,42	10,50%
	vii) Per container exceeding 60 000 cm <sup>3</sup> but not exceeding 70 000 cm <sup>3</sup> / 18kg economy pack	R0,44	R0,49	10,50%
	viii) Tariff for containers exceeding 70 000 cm <sup>3</sup> , per 10 000 cm <sup>3</sup>	R0,06	R0,07	10,50%
2.c.	Packed into bags or pockets or similar containers:			
	Per bag with net mass not exceeding 7 kg (½ pocket)	R0,11	R0,12	10,50%
	Per bag with net mass exceeding 7 kg but not exceeding 15 kg (Orange, Potato Pocket)	R0,21	R0,24	10,50%
	Per bag with net mass exceeding 15 kg but not exceeding 35 kg (Sugar pocket)	R0,53	R0,58	10,50%
2.d.	Unpacked bunched fresh produce or other articles:			
	Per five bunches	R0,13	R0,14	10,50%
2.e.	Unpacked loose units of fresh produce or other articles:			
	Per watermelon or pumpkin	R0,13	R0,14	10,50%
	Per unit of any other fresh produce or other articles.	R0,13	R0,14	10,50%

**SUSTAINABLE DEVELOPMENT AND CITIES DEVELOPMENT  
MUNICIPAL BUSINESS ENTITIES MANAGEMENT  
Municipal Market**

		<b>2025/26 Excl.Vat</b>	<b>2026/27 Excl.Vat</b>	<b>% Incr</b>
2.f.	Double the tariffs fixed in 2(b), (c), (d) and (e) shall be payable in respect of cold storage of fresh produce or other articles not purchased on the market or sold through the market.			
3	Tariffs for Bananas			
3.a.	Ripening			
	Per standard 20 kg banana box			
	per week	R4,63	R5,12	10,50%
	per day	R0,66	R0,73	10,50%
	Per 10 kg banana box			
	per week	R2,31	R2,55	10,50%
	per day	R0,33	R0,37	10,50%
3.b.	Storage			
	Per banana box per day	R0,32	R0,35	10,50%
4	Tariff for Storage			
	Fresh produce sold and not removed from the market hall by 1 p.m on the day of purchase, shall be subjected to a fee of <u>R2,10</u> per unit per day or part thereof.	R2,10	R2,32	10,50%
5	Salesmen's Permits			
	Salesmen's Permits monthly fee	R11,73	R12,96	10,50%
6	a. Loading Bays – per annum	R880,69	R973,16	10,50%
	b. Reserved Open Parking Bays for Agents – per annum	R880,69	R973,16	10,50%
7	Cage Hire – per month	R461,58	R510,05	10,50%
8	Digital Prints – Condemned Produce (Cost to Agent) – per print	R21,86	R24,15	10,50%
9	Transaction Charge	R0,64	R0,71	10,50%
10	First Issue of Card	R38,95	R43,04	10,50%
	2nd Issue	R49,45	R54,64	10,50%
	3rd Issue	R98,89	R109,28	10,50%
11	Floor Storage per day	R54,34	R60,05	10,50%

**MISCELLANEOUS CHARGES  
ALL DEPARTMENTS**

		2025/26 Excl.Vat	2026/27 Excl.Vat	% Incr
1	Duplicate Statement Fee First two statements per request More than two statements per request per statement Plus the search fee as per 5 below	R6,56	R6,80	3,70%
2	For every photocopy of an A4 size page or part thereof For every photocopy of an A3 size page or part thereof	R8,74 R13,11	R9,07 R13,60	3,70% 3,70%
3	Laminations - A4 size page or part thereof PLUS prevailing Cost of the Lamination Sheet/s Laminations - A3 size page or part thereof PLUS prevailing Cost of the Lamination Sheet/s	R8,74 R13,11	R9,07 R13,60	3,70% 3,70%
4	Fax Charges – A4 size page or part thereof PLUS costs relating to the transmission of the facsimile	R8,74	R9,07	3,70%
5	To search for and prepare any reconciliation, for each hour, or part of an hour, excluding the first half hour, reasonably required for such search and preparation. PLUS Administration Fee (Excluding applications made in terms of the Promotion of Access to Information Act, No. 2 of 2000) PLUS all copies incidental to complete the reconciliation	R174,84 R54,64 R6,55	R181,31 R56,66 R6,79	3,70% 3,70% 3,70%
6	Consumer's Dishonored Cheques - Penalty  PLUS Administration Fee	N/A- Cheques are no longer in use  N/A- Cheques are no longer in use	N/A- Cheques are no longer in use  N/A- Cheques are no longer in use	
7	Commission Charged in respect of Easy Pay cheque payments which have dishonored, will be payable by the consumer plus <u>R38.07</u> administration fee.	N/A- Cheques are no longer in use	N/A- Cheques are no longer in use	
8	Fee to finalise erroneous EFT's, Deposits or Payment Transfers  Plus administrative costs to finalise these transactions: Amounts between R1 to R1,000 Amounts between R1,001 to R5,000 Amounts between R5,001 to R10,000 Amounts in excess of R10,000 The bank fees and administrative costs must be paid first or deducted from the refundable amount upon confirmation by the ratepayer or consumer in writing, prior to the refund being processed. All refunds will only be released upon confirmation by the bank that the monies in question are in our account. The waiting period for these refunds will be between 7 to 10 days.	R44,38  R175,32 R239,91 R369,09 R553,64	R46,02  R181,81 R248,79 R382,75 R574,13	3,70%  3,70% 3,70% 3,70%
9	Charges for Credit and Debit card payments in excess of R3000.00  PLUS Administration Fee - card payment			Removed  Removed

**SURCHARGES  
ALL DEPARTMENTS**

1	Interest rate per annum (calculated on daily outstanding balance)	11,25%	10,50%
2	Collection Charge Rate per annum	0%	

**PROMOTION OF ACCESS TO INFORMATION ACT**

Applications made in terms of the Promotion of Access to Information Act, No. 2 of 2000

Schedule of Charges

Public and private bodies registered under the Value-Added Tax Act, No. 89 of 1994, as vendors may add value-added tax to all fees prescribed in this section.

	2025/26 Excl.Vat	2026/27 Excl.Vat	% Incr
1. For purposes of section 22(2) of the Act, the following applies: (a) Six hours as the hours to be exceeded before a deposit is payable; and (b) one third of the access fee is payable as a deposit by the requester.			
2. The actual postage is payable when a copy of a record must be posted to a requester.			
3. The request fee payable by every requestor	R105,00	R108,89	3,70%
4. Photocopy of A4-size page	R1.58 per page or part thereof		#VALUE!
5. Printed copy of A4-size page For a copy in a computer-readable form on:	R1.58 per page or part thereof		#VALUE!
6. (i) Flash drive (to be provided by requestor)	R5,25	R5,44	3,70%
(ii) Compact disc: If provided by requestor	R42,00	R43,55	3,70%
If provided to the requestor	R42,00	R43,55	#DIV/0!
	R63,00	R65,33	3,70%
7. For a transcription of visual images	Service to be outsourced. Will depend on quotation from Service Provider	Service to be outsourced. Will depend on quotation from Service Provider	
8. Copy of visual images	Service to be outsourced. Will depend on quotation from Service Provider	Service to be outsourced. Will depend on quotation from Service Provider	